

# BUDGET BOOK

2023-2024



# **ALLAN HANCOCK JOINT COMMUNITY COLLEGE DISTRICT**

**Santa Maria Campus  
800 South College Drive  
Santa Maria, CA 93454**

**Lompoc Valley Center  
One Hancock Drive  
Lompoc, CA 93436**

**Santa Ynez Valley Center  
2977 East Highway 246  
Santa Ynez, CA 93460**

**Vandenberg Air Force Base Center  
641 Utah Avenue, Bldg. 13640, Room 216  
Vandenberg AFB, CA 93437**

## **2023-2024 BOARD OF TRUSTEES**

Gregory A. Pensa, President  
Hilda Zacarías, Vice President  
Alejandra Enciso  
Jeffery C. Hall  
Suzanne Levy, Ed.D.  
Oscar Rivera, Student Trustee

## **ADMINISTRATION**

Kevin G. Walthers, Ph.D.  
Superintendent/President

Dennis Curran  
Associate Superintendent/Vice President, Finance and Administration

Bob Curry, Ph.D.  
Associate Superintendent/Vice President, Academic Affairs

Genevieve Siwabessy, Ed.D.  
Associate Superintendent/Vice President, Student Services

Paul Murphy, Ph.D.  
Vice President, Institutional Effectiveness



<b>TABLE OF CONTENTS</b>
--------------------------

BUDGET SUMMARY ..... 1

GENERAL FUND UNRESTRICTED

Overview ..... 6

Income..... 7

Apportionment ..... 8

California State Lottery Income ..... 10

Interest Income ..... 11

Cash Flow..... 12

Nonresident Tuition Rates..... 13

Expenditures..... 14

Other POST-Employment Benefits (OPEB) ..... 15

PROPOSED BUDGET 2023-2024

General Fund..... 17

General Fund – Combined ..... 18

General Fund – Unrestricted ..... 19

General Fund – Restricted ..... 23

Bond Interest and Redemption Fund ..... 27

Child Development Fund ..... 29

PCPA Fund..... 31

Capital Outlay Projects Fund ..... 33

Capital Outlay Projects List ..... 35

General Obligation Bond Building Fund ..... 36

General Obligation Bond Project List ..... 38

Dental Self-Insurance Fund ..... 39

Property and Liability Self-Insurance ..... 41

Post-Employment Benefits Fund..... 43

Associated Students Trust Fund ..... 45

Student Representation Fee Trust Fund ..... 47

Student Body Center Fee Trust Fund ..... 49

Student Financial Aid Trust Fund..... 51

Scholarship and Loan Trust Fund ..... 53

District Trust Fund ..... 55

Student Clubs Agency Fund ..... 57

Foundation Agency Fund..... 59

AHC Viticulture & Enology Foundation Agency Fund..... 61

APPENDICES

Budget Development Guiding Principles ..... 64

Planning and Resource Allocation ..... 65

Timeline for New Funding ..... 67

Historical Information ..... 68

## 2023-2024 BUDGET SUMMARY

The fiscal year 2023-24 budget is balanced and was approved by the District Board of Trustees on September 12th, 2023. It was available for public inspection for the required three days prior to the public hearing on September 12th. All budgets presented represent information available to the district at the time of budget adoption. Revisions will occur as the year progresses, primarily due to final program funding approvals, budget transfers and reallocation of restricted reserves.

The proposed fiscal year 2023-24 budgeted expenditures reflect the adjustments made at the Tentative Budget, with the addition of projected revenue and expenses known at this time.

The summary information below highlights significant components of the budget to assist in the overall review process.

### GENERAL FUND-UNRESTRICTED BUDGET

The 2023-24 fiscal year budget is balanced with an undesignated unrestricted reserve of \$19,926,833 or 23.11%. This percentage exceeds the Government Finance Officers Association recommendation (GFOA) of two months of general fund operating expenses (16.7%) for public entities, which is required as a minimum reserve amount in College Policy 6305, Reserves. The budget also contains an 8.22% Cost of Living Adjustment (COLA) to the Student-Centered Funding Formula (SCFF) and most state categorical programs.

General Fund-Unrestricted Budget	2022-23 Actual (Unaudited)	2023-24 Proposed Budget
Revenue	\$ 83,560,901	\$ 86,391,774
Expenses	<u>78,318,691</u>	<u>86,239,671</u>
Net	\$ 5,242,210	\$ 152,103
End of Year Surplus Rollover		\$ 2,904,001
Unrestricted Reserve	<u>\$ 16,870,729</u>	<u>\$ 19,926,833</u>
% of Total Expenditure	21.54%	23.11%

### UNRESTRICTED FUND BALANCE

The budget also sets aside one-time funding for the following:

Account	Account Title	Program Title	Unrestricted Budget
799100	Reserve for Reallocation	President's One Time Reserves	\$ 400,000
792200	Restricted Reserve-Other	Mandate Funds Reserve	850,966
792200	Restricted Reserve-Other	Facilities One Time Reserve	1,000,000
792300	Restricted Reserve-One-Time Funds	One Time Reserves	2,413,364
792500	Restricted Reserve	Bookstore Reserve	1,402,778
792900	Reserve for Economic Uncertainty	GFOA Reserve	14,402,025
799000	Reserve for Contingency	Unrestricted Reserves	5,524,808
799300	Reserve for Furniture, Fixture and Equip	FF&E Reserve	2,000,000
Current Balance			<u>\$ 27,993,941</u>
Percent of Total Expenditures			32.46%



The following items are also reflected in the district's 2023-24 fiscal year budget:

- In fiscal year 2022-23, the state allocated \$8,380,347 in funding to the college for scheduled maintenance and instructional support. Those funds must be expended by June 2027. The college then allocated twenty percent for instructional support and eighty percent to scheduled maintenance. A five-year plan to complete several construction projects was also approved. Upon approving the fiscal year 2023-24 budget, the state pulled back \$4,984,545 in scheduled maintenance and instructional support funds. As a result, the college will only complete the top two construction projects funded by the scheduled maintenance funds. They are the LVC Roofing Project (~\$2.9M) and the Santa Maria and LVC Campus Fire Alarm Project (~\$1.6M).
- The state recommends adding a 2.2926% deficit factor in our apportionment. This amounts to a budgeted reduction of \$1.83 million in our apportionment. The deficit factor accounts for lower projected tax revenues than what was budgeted for the state-wide apportionment. This is only a planning factor; as we progress through the year, adjustments will be made based on actual state revenues.

### **GENERAL FUND-RESTRICTED**

The restricted general fund accounts for resources available for the operation and support of the educational programs that are specifically restricted by donors, or are locally restricted by the Board, or by other outside agencies as to their expenditure. Only known or approved categorical programs have been included at this time. There is a significant change in the federal income from last year to 2023-2024 due to the end of the Higher Education Emergency Relief Funds.

The District fully expended all Higher Education Emergency Relief Funds (HEERF) allocated in three separate phases (HEERF 1, 2 and 3) to help with COVID-19 changes and recovery. In total, the District received \$30,293,460. Of that total, \$18,385,568 was allocated to institutional needs and \$11,907,892 was allocated for student aid. The District used the institutional funds to pay for several needs, including HVAC upgrades, IT equipment for students, faculty and staff, Wi-Fi upgrades, faculty training and cleaning equipment upgrades.

The District also received \$5.15 million in COVID-19 Recovery Block Grant funds and there is no deadline as to when the funds must be spent. The District prioritized the following projects, which are in various states of progress, for the COVID-19 Recovery Block Grant funds:

\$1.963 million for Student Mental Health

\$1.807 million for the Basic Needs Program

\$637,000 for the Pride Center

\$297,000 for the Culturally Responsive and Humanizing Organizational Assessment

\$447,000 for the Culturally Responsive Curriculum Professional Development

### **OTHER FUNDS:**

#### **BOND INTEREST AND REDEMPTION FUND**

The bond interest and redemption fund reflect the activity of the Santa Barbara County Treasurer related to the collection of property taxes and repayment of taxpayer approved bond issuances.

#### **CHILD DEVELOPMENT FUND**

The child development fund accounts for all revenues for, or from the operation of, childcare and development services.

#### **PCPA FUND**

The PCPA fund is used to account for the district's vocational program for aspiring actors and theater technicians consisting of lecture, performance lab, and production lab elements. Graduates of the two-year program receive a certificate of completion.

PCPA uses a combination of revenue streams for budgeting including the transfer from Allan Hancock College, earned revenue that includes ticket sales, concession sales, handling fees, etc. and contributed revenue which includes donations from individuals, corporations and foundation awards. As a program of

Allan Hancock College, PCPA historically received a transfer of funds from the college to support operational expenses, which includes among other items materials and salaries.

### **CAPITAL OUTLAY PROJECTS FUND**

The capital outlay projects fund accounts for the accumulation of money for the acquisition of capital outlay items, major repairs, or construction. The 2022-23 budget includes an interfund transfer of \$1,650,000 to this fund. The 2023-24 budget reflects an additional transfer of \$1,315,000 to be transferred into the capital projects fund.

### **GENERAL OBLIGATION BOND BUILDING FUND**

The general obligation bond building fund is used to account for the proceeds from the issuance of the election of 2006 general obligation bonds and for authorized expenditures related to those proceeds. The first series of general obligation bonds, in the amount of \$68 million, was issued during 2006-07. The second and third series in the amount of \$30 million were issued during 2009-10. The fourth series was issued during 2012-13 in the amount of approximately \$39 million. The fifth series in the amount of approximately \$8.8 million was issued during 2013-14. General Obligation Refunding Bonds were issued during 2014-15 (outstanding Series A bonds in the amount of \$52,260,000 were refinanced). General Obligation Refunding Bonds also were issued during 2015-16 (outstanding series A, B-1, B, and C Bonds in the amount of \$ 36,704,916). These refundings resulted in cash flow savings to the taxpayers of \$12 million. Measure I, Series E was issued on May 7, 2019 and resulted in roughly \$23,000,000 in bonds being issued to satisfy the local match requirement on the Fine Arts Complex project. Measure I, Series F bonds in the amount of \$11.2 million were issued on May 13, 2020. The district also refunded existing capital appreciation bonds (CABS) in the amount of \$12.8 million at this time. With the issuance of the Series F bonds, the authority to issue new bonds under Measure I has been exhausted.

### **DENTAL SELF-INSURANCE FUND**

This fund accounts for the income and expenditures of the dental self-insurance program. Based on the current fund balance and utilization data, a rate increase is not required.

### **PROPERTY AND LIABILITY SELF-INSURANCE FUND**

The self-insurance fund accounts for the deductible portion of the district's property and liability insurance program. The funding for this program is provided by the general fund as needed. The fund balance is established to meet actuarial standards of projected open reserves and unbilled closed claims plus \$50,000 for an estimate of incurred but not reported claims.

### **POST-EMPLOYMENT BENEFITS FUND**

The post-employment benefits fund is the conduit that is used to transfer funds to the irrevocable trust. This fund is kept in place in the event that the OPEB actuarial determines the trust is under-funded.

### **STUDENT FINANCIAL AID TRUST FUND**

The student financial aid trust fund accounts for the deposit and direct payment of government-funded student aid. These moneys are restricted and may not be used for other purposes. The 2023-24 budget reflects the initial grant allocation per the U.S. Department of Education statement of account for the 2023-24 award year.

### **SCHOLARSHIP AND LOAN TRUST FUND**

The scholarship and loan trust fund is used to account for such gifts, donations, bequests, and devises (subject to donor restrictions) that are to be used for scholarships or for grants in aid and loans to students. The board of trustees established a separate bank account in December 2015 to account for the income and expenses of providing emergency loans to college student veterans.

### **ASSOCIATED STUDENTS TRUST FUND**

The associated student's trust fund is designated to account for moneys held in trust by the district for organized student body associations. The fund is supported in part by a \$50,000 annual distribution received as a portion of commissions paid to the district from Follett for operation of the campus bookstore.

### **STUDENT REPRESENTATION FEE TRUST FUND**

The student representation fee trust fund is designated as the receiving fund for fees collected pursuant to Education Code Section 76060.5, which provides for a student representation fee of one dollar per semester if approved by two-thirds of the students voting in the election. The fee is to be expended to provide for the support of governmental affairs representatives who may be stating their positions and viewpoints.

### **STUDENT BODY CENTER FEE TRUST FUND**

The student body center fee trust fund is designed to account for income and expenditure of moneys for fees collected pursuant to Education Code Section 76375, which provides for a building and operating fee for the purpose of financing, constructing, enlarging, remodeling, refurbishing, and operating a student center. The fund was established at the August 20, 1996 board meeting. The district began to collect the fees in spring 1997.

### **DISTRICT TRUST FUND**

The district trust fund is used to account for the income and expenditure of moneys held in trust by the district for individuals, organizations, or clubs. Income is received primarily through fundraising activities.

### **STUDENT CLUBS AGENCY FUND**

The student club's agency fund is used to account for assets held by the district as an agent for student clubs. Income is received primarily through fundraising activities and an allocation from the Associated Student Body Government.

### **FOUNDATION AGENCY FUND**

The Allan Hancock College Foundation is a separately incorporated (nonprofit corporation) entity formed for the purpose of operating to advance education, to promote and provide educational and recreational facilities, to receive gifts and bequests, and to expend moneys for the general welfare of the students and faculty. The Allan Hancock College Foundation Investment Committee and the foundation board have reviewed components of the proposed budget for the foundation.

### **AHC VITICULTURE & ENOLOGY FOUNDATION AGENCY FUND**

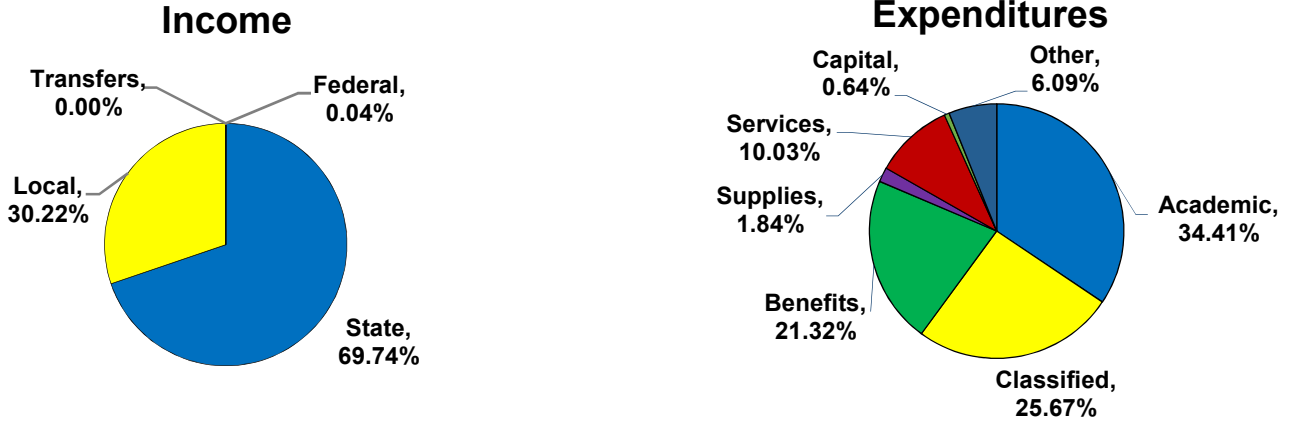
The Allan Hancock College Viticulture & Enology Foundation is a separately incorporated (nonprofit corporation) entity formed for the purpose of obtaining a bonded winery permit for commercial production of wine at a bonded winery operated as part of an instructional program in viticulture and enology.

**GENERAL FUND**  
**UNRESTRICTED**

# OVERVIEW

## General Fund Unrestricted

Fiscal Year 2023 – 2024



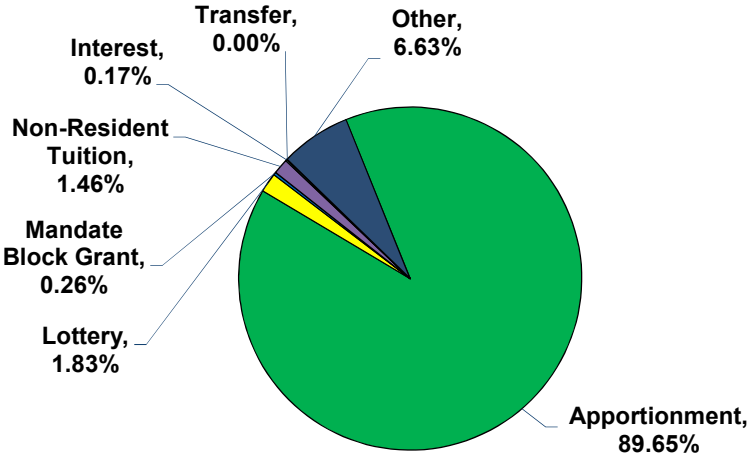
The unrestricted general fund budget includes revenues and expenditures provided for general operating purposes and support of the educational program. The fiscal year 2023-2024 proposed unrestricted general fund budget is summarized below.

Account Number	Description	2022-23 Revised Adopted	2022-23 Actual	2023-24 Proposed Budget
	Unrestricted	15,161,042	17,206,736	24,738,792
	Restricted Reserves	5,392,418	5,392,418	3,103,045
	NET BEGINNING BALANCE JULY 1	20,553,460	22,599,154	27,841,837
	<b>INCOME</b>			
8100	Federal Income	34,200	28,663	34,200
8600	State Income	55,708,072	54,156,962	60,247,339
8800	Local Income	25,895,652	29,166,559	26,110,235
8900	Transfers	182,511	208,717	0
	<b>Total Income - All Sources</b>	<b>81,820,435</b>	<b>83,560,901</b>	<b>86,391,774</b>
	<b>Total Beginning Balance and Income</b>	<b>102,373,895</b>	<b>106,160,055</b>	<b>114,233,611</b>
	<b>EXPENDITURES</b>			
1000	Academic Salaries	27,345,041	26,465,998	29,675,479
2000	Classified Salaries	19,301,856	18,282,340	22,138,632
3000	Benefits	17,219,256	15,740,453	18,382,992
4000	Books, Supplies, and Materials	2,203,658	1,923,234	1,587,143
5000	Operating Expenses & Services	8,930,391	7,892,671	8,648,360
6000	Capital Outlay	1,016,476	874,832	555,739
7000	Other Outgo	8,233,218	7,138,691	5,251,326
	<b>Total Expenditures and Other Outgo</b>	<b>84,249,896</b>	<b>78,318,219</b>	<b>86,239,671</b>
7900	Appropriation for Contingencies	14,093,635		24,740,196
	Restricted Reserves	4,030,364	3,103,045	3,253,744
	General Reserve (Net Ending Balance)		24,738,792	
	<b>Total Expenditures and Net Ending Balance</b>	<b>102,373,895</b>	<b>106,160,055</b>	<b>114,233,611</b>

# INCOME

Increases to income accounts are primarily the result of apportionment related adjustments. The general apportionment projection is anticipated to provide 89.65 percent of the total income projection for fiscal year 2023-2024.

## 2023-2024 Income Budget



Other significant revenue sources for fiscal year 2023-2024 have been calculated on the following basis:

- **Lottery:** Revenues have been calculated based on approximately \$177 per full-time equivalent student (FTES) for a total of \$1,577,982.
- **Interest:** Interest is projected to be \$150,000.
- **Nonresident Tuition:** Revenues have been calculated based on the rate of \$391 per unit approved by the board of trustees for a total projected revenue of \$1,259,723.
- **Mandate Block Grant:** Revenues have been calculated on an FTES basis for a total of \$224,068. Funds have been allocated by the state to offset the district’s prior claims for mandated costs reimbursement.

Due to the significance of the apportionment calculations when compared to total available resources, further information specific to the apportionment calculation and identification of the revenue sources associated with it are provided in the following pages.

# APPORTIONMENT

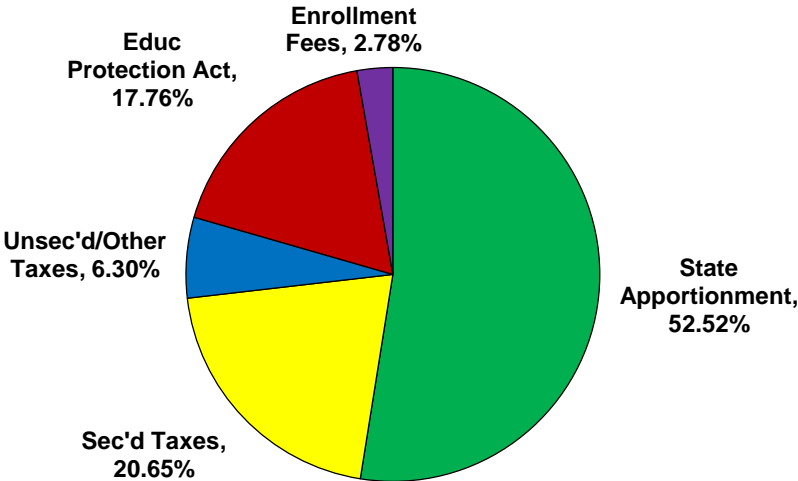
On the basis of each district's workload measures, the State of California "apportions" or distributes part of the State School Fund to the 73 community college districts in the state. The State General Apportionment for each district comes from three sources – State apportionment, property taxes for community colleges paid by district property owners, and enrollment fees paid by students. If property taxes or enrollment fees are unexpectedly high in any one year, the state reduces that district's apportionment correspondingly.

## 2023-2024 Apportionment Projection Student Centered Funding Formula \*

Basic/FTES Allocation	\$58,495,700
Supplemental Allocation	\$11,986,970
Student Success Allocation	<u>\$ 8,892,059</u>
2023-2024 Apportionment	\$79,374,729
Projected Deficit 2.2926%	<u>\$ (1,819,745)</u>
2023-2024 Apportionment Total	<u>\$77,554,984</u>

\*Effective fiscal year 2018-2019 districts transitioned to a formula that calculates apportionment using three components: (1) a base allocation (FTES, district size and the number of colleges and centers); (2) a supplemental allocation, which allocates funds based on the number of students who received a State College Promise Grant, students who received a Pell grant, and AB 540 students; and (3) a student success allocation based on completion of ADTs, degrees, credit certificates, transfer-level mathematics and English within first academic year of enrollment, transfer to four-year universities, completion of nine or more career-technical education (CTE) units, and attainment of regional living wage – with premiums for outcomes of State College Promise Grant recipients and Pell Grant recipients.

## 2023-2024 Apportionment Revenue Sources

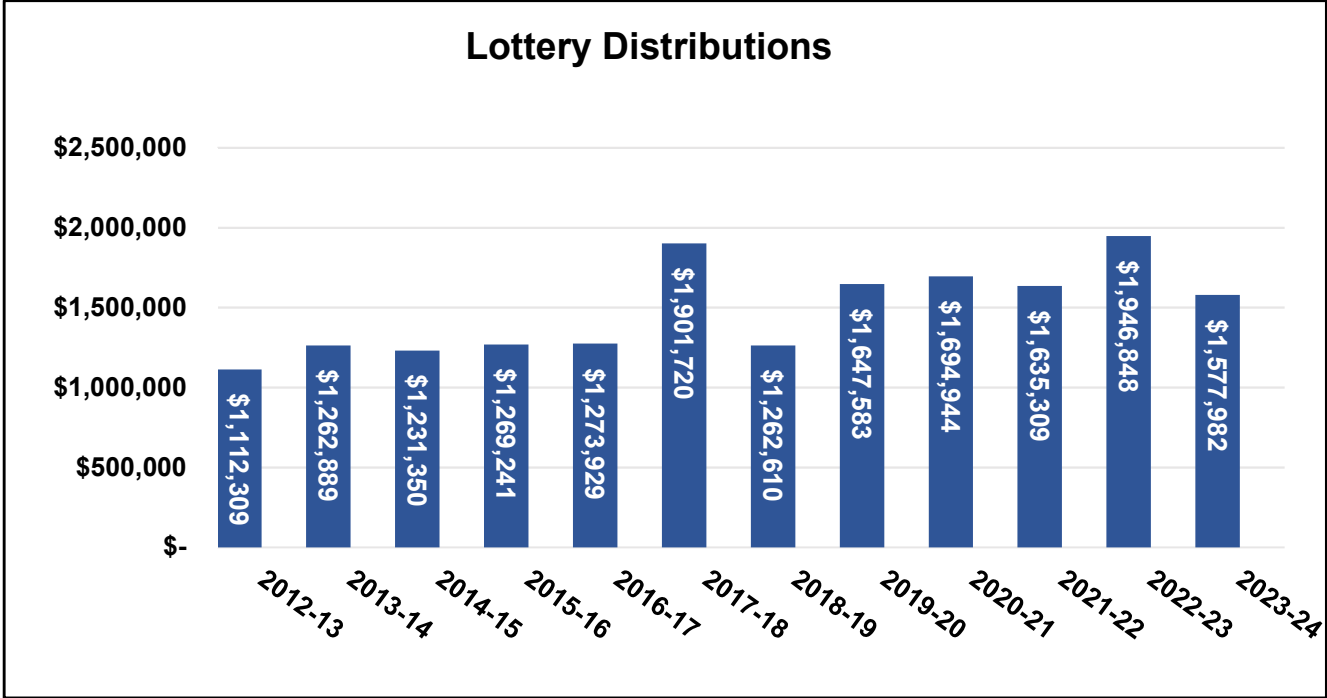


**ALLAN HANCOCK JOINT COMMUNITY COLLEGE DISTRICT**  
**2023-2024 PROPOSED**  
**GENERAL FUND - UNRESTRICTED**

Account Number	Description	2022-23 Revised Adopted	2022-23 Actual	2023-24 Proposed Budget
	Unrestricted	\$ 15,161,042	\$ 17,206,736	\$ 24,738,792
	Restricted Reserves	5,392,418	5,392,418	3,103,045
	<b>NET BEGINNING BALANCE JULY 1</b>	20,553,460	22,599,154	27,841,837
	<b>GENERAL APPORTIONMENT</b>			
8612	Principal Apportionment	36,585,317	37,497,814	40,676,619
8630	Education Protection Account	13,751,769	10,510,956	13,751,769
8671	Homeowners Property Tax Relief	71,000	66,846	71,000
8811	District Taxes - Secured Roll	15,990,814	17,617,915	15,990,814
8812	District Taxes - Supplemental Roll	600,000	728,455	600,000
8813	District Taxes - Unsecured Roll	600,000	558,805	600,000
8816	District Taxes - Prior Years	-	52,758	-
8817	District Taxes - ERAF	3,500,000	3,903,042	3,500,000
8818	Redevelopment Agency Funds - Residual	30,000	77,238	30,000
8819	Redevelopment Agency Funds - Pass Thru	75,000	185,941	75,000
8874	Enrollment Fees - 98%	2,091,171	2,533,744	2,156,000
Total	General Apportionment Income	73,295,071	73,733,512	77,451,202
	<b>FEDERAL INCOME</b>			
8110	Forest Reserve	4,200	5,972	4,200
8199	Other Federal Income	30,000	22,691	30,000
Total	Federal Income	34,200	28,663	34,200
	<b>OTHER STATE INCOME</b>			
8612	Principal Apportionment - Prior Year	-	47,256	-
8611	Apprenticeship	93,089	88,341	93,089
86133	Part Time Faculty Allocations	-	-	-
8613	Other General Apportionment	114,340	111,442	114,340
8630	Education Protection Account-Prior Year	-	(43,239)	-
8681	Lottery	1,177,512	1,946,848	1,577,982
8685	Mandated Cost Claims	224,068	291,347	224,068
8685	Unfunded Mandate Revenue	-	-	-
8699	Other State Revenue	3,690,977	3,639,351	3,738,473
Total	Other State Income	5,299,986	6,081,346	5,747,951
	<b>LOCAL INCOME</b>			
8820	Contributed Income	300,000	300,000	300,000
8831	Contract Instructional Services	400,000	518,124	400,000
8840	Sales	10,000	8,575	10,000
8850	Rentals and Leases	20,000	11,878	20,000
8860	Interest and Investment Income	150,000	821,652	150,000
8872	Community Services Classes	100,000	30,297	100,000
8874	Enrollment Fees 2%	42,677	51,709	44,000
8875	Use of Nondistrict Facilities	-	-	-
8877	Sales, Instr Materials	262,330	155,015	306,744
8879	Student Records	25,000	505	25,000
8880	Nonresident Tuition	925,000	1,497,756	1,259,723
8885	Student Fines/Fees	5,000	27,474	5,000
8890	Miscellaneous Income	495,000	31,699	495,000
8891	Parking Citations	25,000	5,944	25,000
Total	Local Income	2,760,007	3,460,627	3,140,467
	<b>INCOMING TRANSFERS</b>			
8980	Interfund Transfers	182,511	183,678	-
8982	Intrafund Transfers	-	25,039	-
Total	Incoming Transfers	182,511	208,717	-
TOTAL	<b>INCOME - ALL SOURCES</b>	81,571,775	83,512,866	86,373,820
TOTAL	<b>BEGINNING BALANCE AND INCOME</b>	\$ 102,125,235	\$ 106,112,020	\$ 114,215,657



**CALIFORNIA STATE  
LOTTERY INCOME**



On November 6, 1984, Proposition 37 was passed establishing the California State Lottery. Community college districts receive, on a quarterly basis, a proportional share of the lottery revenues based on full-time equivalent students (FTES). For distribution purposes, allocations are initially made using the prior year annual FTES figures, including nonresident students, as reported to the chancellor's office. When current year FTES figures are available, generally in the following fiscal year, an adjustment is made to reflect any under or overpayments.

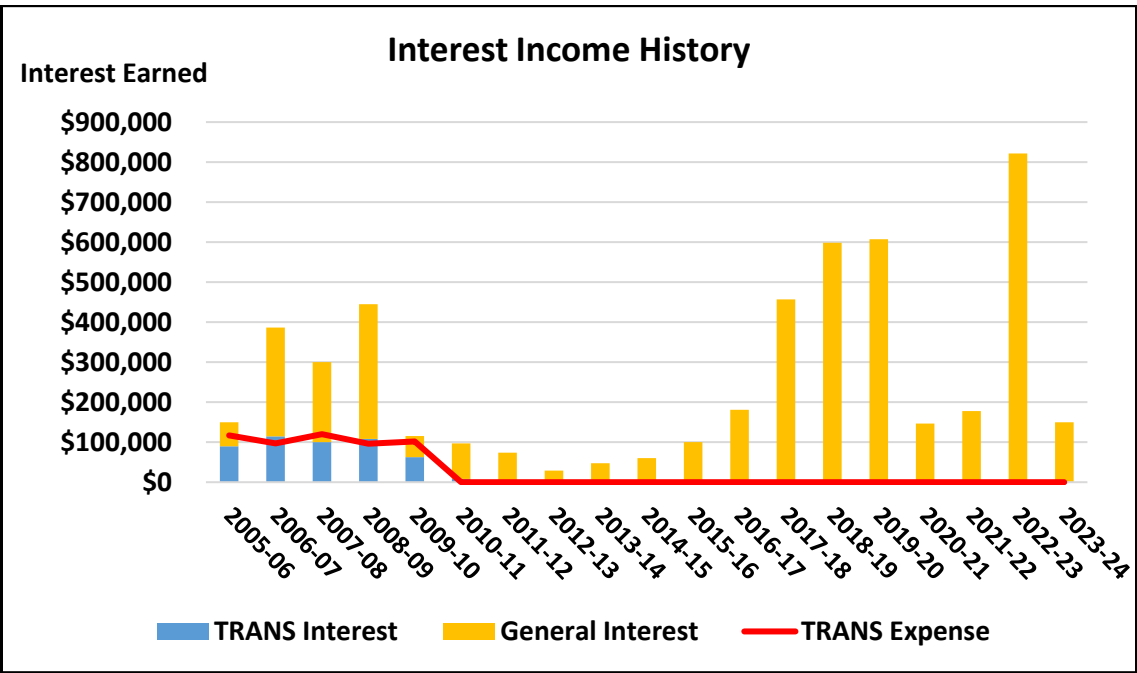
2012-13	\$ 1,112,309	
2013-14	\$ 1,262,889	
2014-15	\$ 1,231,350	
2015-16	\$ 1,269,241	
2016-17	\$ 1,273,929	
2017-18	\$ 1,901,720	*Includes \$332,287 Prior Year Adjustment
2018-19	\$ 1,262,610	
2019-20	\$ 1,647,583	
2020-21	\$ 1,694,944	
2021-22	\$ 1,635,309	
2022-23	\$ 1,946,848	*Includes \$93,247 Prior Year Adjustment
2023-24	\$ 1,577,982	(estimate)

## INTEREST INCOME

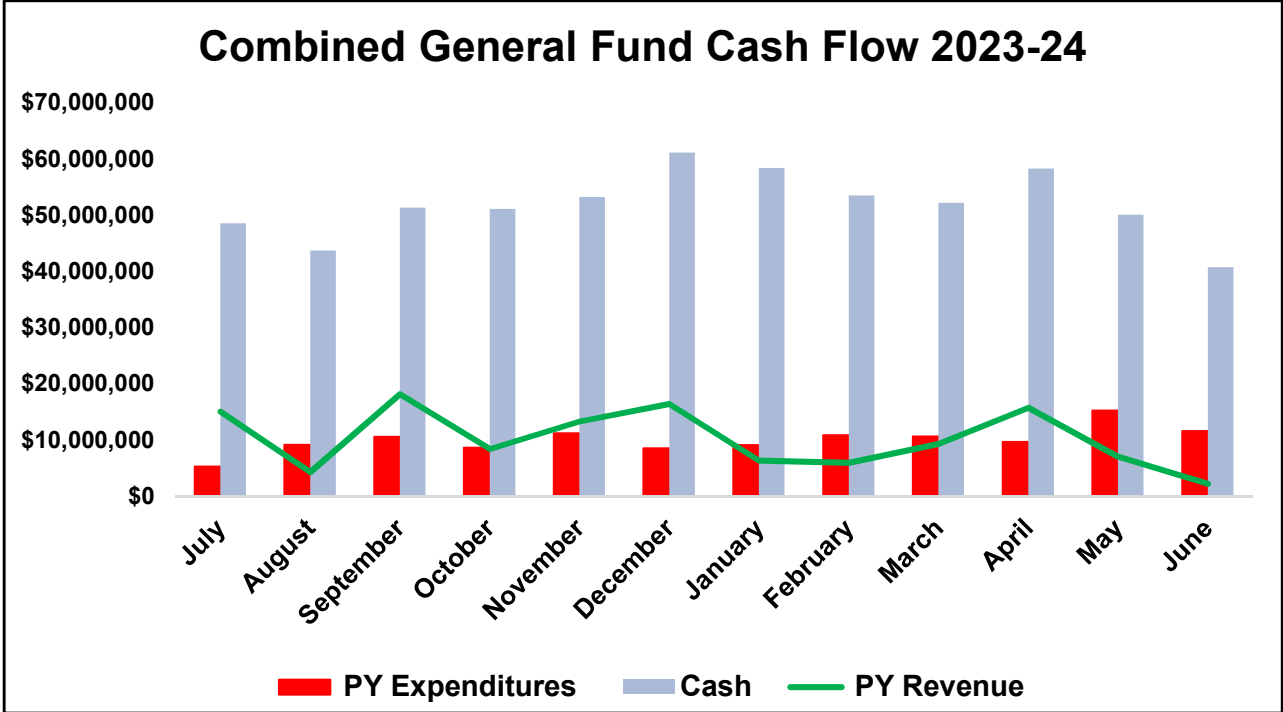
The California Code of Regulations requires that state apportionment revenues be deposited in the county treasury in which a community college is located. Community colleges have the option of having the funds deposited in the Local Agency Investment Fund (LAIF) if revenues are not required for immediate needs.

Due to typical cash flow demands, Allan Hancock College deposits general fund revenues with the Santa Barbara County Treasury. Interest on these revenues is apportioned quarterly by the treasurer’s office to the district. Interest rates have averaged 0.824 percent over the last three years. During fiscal year 2022-2023 rates averaged 1.541 percent and are forecast to be slightly higher in fiscal year 2023-2024.

To help meet cash flow demands in past years, the district issued tax and revenue anticipation notes (TRANS). TRANS are short-term debt instruments issued by school districts throughout the state to create additional cash reserves. This reserve acts as a cushion to the general fund in the event that the college may experience temporary cash flow needs. These cash flow needs may occur as a result of the timing mismatch between the receipt of revenues (generally received in an uneven fashion) and the expenditure of general fund monies (generally paid out in a more level fashion). Late August through early December tends to be a timeframe when the district utilizes TRANS proceeds to meet payment obligations. The last TRANS issued by the district was repaid in fiscal year 2010-2011. The district annually assesses the need for additional cash reserves.



**CASH FLOW**



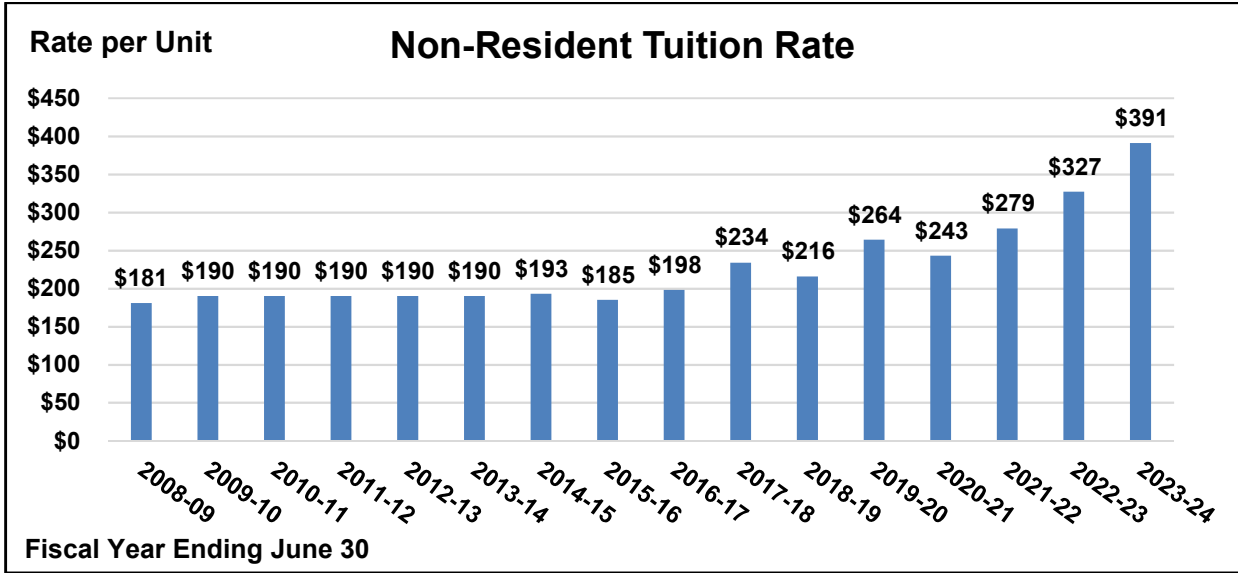
The table above provides projected cash flow requirements for fiscal year 2023-2024. These requirements will be satisfied with existing reserves and receipts of apportionment funding on the schedule defined by Title 5, including deferrals if applicable. The district closed fiscal year 2022-2023 with a combined general fund cash balance of \$55,107,833 (unaudited) and is projecting an ending combined general fund cash balance of \$57,088,863.

The purpose of a cash flow statement is to project the timing of receipts and expenses so that an organization can understand its monthly or even daily cash needs. The cash flow statement shows the district’s liquidity and ability to meet its current payroll and other financial obligations. The cash flow analysis should not be confused with the district’s budget and fund balance; it is a different analytical tool. The cash flow statement excludes transactions that do not directly affect cash receipts and payments.

In normal years, the major cash “in-flow” is from state apportionment funds, student fees and local property taxes. The major cash “out-flow” is payroll. State apportionment funds are distributed to districts on a somewhat monthly basis throughout the year. Property taxes are received by districts in December and April. Payrolls for most districts start in July and increase significantly in September when the faculty return to campus. As a result, most districts experience low cash periods in November/ December, and March/April because payroll expenses have increased but property taxes have not been received.

In some years the state has used apportionment deferrals to close the state budget gap. Apportionment deferrals postpone the receipt of cash in the current fiscal year to the subsequent fiscal year. Since apportionment deferrals result in the college receiving state aid cash much later than normal, the state places the burden on the college to more closely monitor its cash position.

## NONRESIDENT TUITION RATES



In addition to the enrollment fee set by the State of California, students who are not residents of California are subject to nonresident tuition fees. California Community Colleges are not permitted to report nonresident fulltime equivalent students (FTES) for state apportionment purposes (ECS 76140) and are to charge a tuition fee instead.

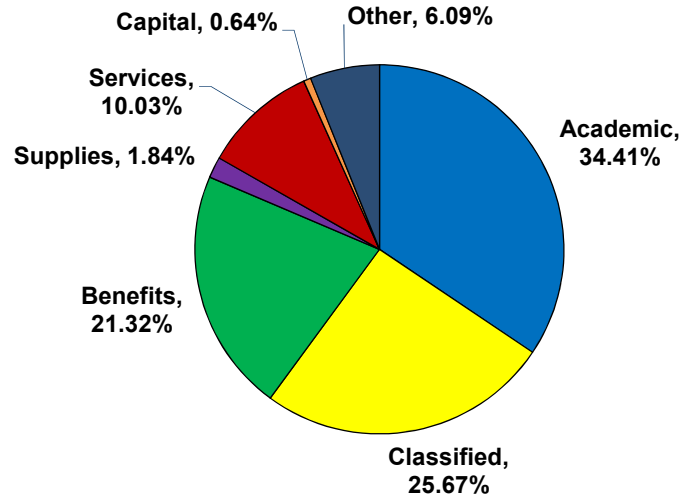
The governing board is required to set the nonresident tuition fee not later than February 1 of each year for the succeeding fiscal year. The following data details the number of nonresident FTES and the board of trustees approved nonresident tuition rate on a per unit basis.

<u>YEAR</u>	<u>FTES</u>	<u>RATE</u> (per unit)
2008-09	101.84	\$181
2009-10	90.61	\$190
2010-11	106.25	\$190
2011-12	119.42	\$190
2012-13	165.39	\$190
2013-14	172.46	\$190
2014-15	162.63	\$193
2015-16	124.91	\$185
2016-17	293.71	\$198
2017-18	336.35	\$234
2018-19	333.59	\$216
2019-20	327.13	\$264
2020-21	198.08	\$243
2021-22	470.87	\$279
2022-23	335.45	\$327
2023-24	450 (estimate)	\$391

One FTE represents 525 class (contact) hours of student instruction/activity. The 525 hours equates to one student registered in 15 units for two semesters.

# EXPENDITURES

## 2023-2024 Expenditure Budget



Account Number	Description	2022-23 Revised Adopted	2022-23 Actual	2023-24 Proposed Budget
	<b>EXPENDITURES</b>			
1000	Academic Salaries	27,345,041	26,465,998	29,675,479
2000	Classified Salaries	19,301,856	18,282,340	22,138,632
3000	Benefits	17,219,256	15,740,453	18,382,992
4000	Books, Supplies, and Materials	2,203,658	1,923,234	1,587,143
5000	Operating Expenses & Services	8,930,391	7,892,671	8,648,360
6000	Capital Outlay	1,016,476	874,832	555,739
7000	Other Outgo	8,233,218	7,138,691	5,251,326
	<b>Total Expenditures and Other Outgo</b>	<b>84,249,896</b>	<b>78,318,219</b>	<b>86,239,671</b>
7900	Appropriation for Contingencies	3,138,674		24,740,196
	Restricted Reserves	4,030,364	0	3,253,744
	General Reserve (Net Ending Balance)		27,841,837	
	<b>Total Expenditures and Net Ending Balance</b>	<b>91,418,934</b>	<b>106,160,055</b>	<b>114,233,611</b>

## **OTHER POST EMPLOYMENT BENEFITS (OPEB)**

The Governmental Accounting and Standards Board (GASB) establishes accounting and financial reporting standards for governmental entities. In 2004 GASB issued statement 45 "Accounting and Financial Reporting by Employers for Post-Employment Benefits Other Than Pensions (OPEB)". Certain Allan Hancock College employees are eligible for the program as defined by Board Policy 7380, "Retirement Benefit Policy".

In June 2015, GASB approved two new standards, GASB 74 "Financial Reporting for Postemployment Benefit Plans Other Than Pension Plans" and GASB 75 "Accounting and Financial Reporting for Postemployment Benefits Other Than Pensions. GASB 74 was effective for fiscal years starting after June 15, 2016 and GASB 75 was effective for fiscal years starting after June 15, 2017.

These new standards required disclosure in the notes to the audited financials as well as recognizing any net liability on the balance sheet. Additionally, the standards require an actuarial analysis every two years.

Allan Hancock College's most recent actuarial report is dated November 4, 2022 and is based on June 30, 2022 data. The report reflected an OPEB liability of \$8,994,065. The actuarial report notes that future results can vary dramatically and that service costs and liabilities could easily vary by 10-20% or more from estimates contained in the report.

### Irrevocable Trust

At the January 20, 2015 meeting, the board of trustees approved implementation of the FUTURIS Public Entity Investment Trust. The district transferred \$7,214,824 from the Post-Employment Benefits Fund to the newly established irrevocable trust in June 2015. In September 2016, an additional \$1,039,567 was transferred into the irrevocable trust. At the February 9, 2021 meeting, the board of trustees authorized the district to participate in the Retiree Health Benefit Program Joint Powers Agency and in March 2021 the funds were transferred from FUTURIS to US Bank. The trust value as of June 30, 2023 is \$9,525,829.

**PROPOSED BUDGET  
2023-2024**

GOVERNMENTAL FUNDS GROUP

General Fund

Combined General Fund  
Unrestricted Subfund  
Restricted Subfund

Debt Service Fund

Bond Interest and Redemption Fund

Special Revenue Funds

Child Development Fund  
PCPA Fund

Capital Projects Funds

Capital Outlay Projects Fund  
Capital Outlay Projects List  
General Obligation Bond Building Fund  
General Obligation Bond Projects List

PROPRIETARY FUNDS GROUP

Internal Service Funds

Dental Self-Insurance Fund  
Property and Liability Self-Insurance Fund  
Post-Employment Benefits Fund

FIDUCIARY FUNDS GROUP

Trust Funds

Associated Students Trust Fund  
Student Representation Fee Trust  
Fund Student Body Center Fee Trust  
Student Financial Aid Trust Fund  
Scholarship and Loan Trust Fund Fund  
District Trust Fund

Agency Funds

Student Clubs Agency Fund  
Foundation Agency Fund  
AHC Viticulture & Enology Foundation Agency Fund

**GENERAL FUND  
2023-2024 PROPOSED  
COMBINED, UNRESTRICTED  
AND RESTRICTED BUDGETS**



**ALLAN HANCOCK JOINT COMMUNITY COLLEGE DISTRICT  
2023-2024 PROPOSED  
GENERAL FUND - COMBINED**

Account Number	Description	2022-23 Revised Adopted	2022-23 Actual	2023-24 Proposed Budget
	Unrestricted	15,161,042	17,206,736	27,401,006
	Restricted Reserves	15,944,906	15,765,964	13,448,729
	ADJUSTED NET BEGINNING BALANCE JULY 1	31,105,948	32,972,701	40,849,735
	<b>INCOME</b>			
8100	Federal Income	15,376,269	12,780,035	24,811,763
8600	State Income	86,420,465	72,710,322	76,507,858
8800	Local Income	27,861,852	30,620,782	28,210,402
8900	Transfers	323,279	241,700	82,358
	Total Income - All Sources	129,981,865	116,352,839	129,612,382
	Total Beginning Balance and Income	161,087,813	149,325,540	170,462,117
	<b>EXPENDITURES</b>			
1000	Academic Salaries	31,424,773	29,571,814	32,680,198
2000	Classified Salaries	28,011,205	24,159,317	28,084,900
3000	Benefits	21,027,526	18,284,163	21,549,378
4000	Books, Supplies, and Materials	5,813,872	3,951,203	6,592,880
5000	Operating Expenses & Services	15,198,253	11,262,355	12,076,666
6000	Capital Outlay	9,031,574	4,920,986	5,547,673
7000	Other Outgo	18,563,286	16,325,967	22,591,189
	Total Expenditures and Other Outgo	129,070,489	108,475,805	129,122,884
	Appropriation for Contingencies	27,986,960		24,299,365
	Restricted Reserves	4,030,364	13,448,729	17,039,867
	General Reserve (Net Ending Balance)		27,401,006	
	Expenditures, Other Outgo & Ending Balance	161,087,813	149,325,540	170,462,117

## **GENERAL FUND UNRESTRICTED BUDGET**

The General Fund is maintained to account for those transactions that cover the full scope of operations of the district (instruction, administration, student services, maintenance, operations, etc.).

**ALLAN HANCOCK JOINT COMMUNITY COLLEGE DISTRICT  
2023-2024 PROPOSED  
GENERAL FUND - UNRESTRICTED**

Account Number	Description	2022-23 Revised Adopted	2022-23 Actual	2023-24 Proposed Budget
	Unrestricted	\$ 15,161,042	17,206,736	\$ 24,738,792
	Restricted Reserves	5,392,418	5,392,418	3,103,045
	<b>NET BEGINNING BALANCE JULY 1</b>	20,553,460	22,599,154	27,841,837
	<b>FEDERAL INCOME</b>			
8110	Forest Reserve	4,200	5,972	4,200
8190	Other Federal Income	30,000	22,691	30,000
Total	Federal Income	34,200	28,663	34,200
	<b>STATE INCOME</b>			
8611	Apprenticeship	93,089	88,341	93,089
8612	State General Apportionment	36,585,317	37,497,814	40,676,619
8612	State General Apportionment - Prior Year	-	47,256	-
8613	Other General Apportionment	114,340	111,442	114,340
86133	Part Time Faculty Allocations	-	-	-
8630	Education Protection Account	13,751,769	10,510,956	13,751,769
8630	Education Protection Account - Prior Year	-	(43,239)	-
8671	Homeowners Property Tax Relief	71,000	66,846	71,000
8681	State Lottery Proceeds	1,177,512	1,946,848	1,577,982
8685	State Mandated Costs	224,068	291,347	224,068
8690	STRS On-Behalf Of Revenue/Other State Revenue	3,690,977	3,639,351	3,738,473
Total	State Income	55,708,072	54,156,962	60,247,339
	<b>LOCAL INCOME</b>			
8811	District Taxes - Secured Roll	15,990,814	17,617,915	15,990,814
8812	District Taxes - Supplemental Roll	600,000	728,455	600,000
8813	District Taxes - Unsecured Roll	600,000	558,805	600,000
8816	District Taxes - Prior Years	-	52,758	-
8817	District Taxes - ERAF	3,500,000	3,903,042	3,500,000
8818	Redevelopment Agency Funds - Pass Through	30,000	77,238	30,000
8819	Redevelopment Agency Funds -Residual	75,000	185,941	75,000
8820	Contributed Income	300,000	300,000	300,000
8824	Foundation Contribution	45,000	27,046	17,954
8831	Contract Instructional Services	400,000	518,124	400,000
8832	Other Contracted Services	203,660	-	-
8840	Sales	10,000	8,575	10,000
8850	Rentals and Leases	20,000	11,878	20,000
8860	Interest and Investment Income	150,000	821,652	150,000
8872	Community Services Classes	100,000	30,297	100,000
8874	Enrollment Fees	2,133,848	2,585,453	2,200,000
8875	Use of Nondistrict Facilities	-	-	-
8877	Sales, Instructional Materials	262,330	155,015	306,744
8879	Student Records	25,000	505	25,000
8880	Nonresident Tuition	925,000	1,497,756	1,259,723
8885	Student Fines/Fees	5,000	27,474	5,000
8890	Miscellaneous Income	495,000	31,699	495,000
8890	Prior Year Adjustment	-	-	-
8891	Parking Citations	25,000	5,944	25,000
8895	Cashier Funds	-	(42)	-
8897	Bad Debt	-	7,656	-
8910	Proceeds/Reimb Fixed Assets	-	13,375	-
Total	Local Income	25,895,652	29,166,559	26,110,235
	<b>INCOMING TRANSFERS</b>			
8980	Interfund Transfers	182,511	183,678	-
8982	Intrafund Transfers	-	25,039	-
Total	Incoming Transfers	182,511	208,717	-
TOTAL	<b>INCOME - ALL SOURCES</b>	81,820,435	83,560,901	86,391,774
TOTAL	<b>BEGINNING BALANCE AND INCOME</b>	\$ 102,373,895	106,160,055	\$ 114,233,611

**ALLAN HANCOCK JOINT COMMUNITY COLLEGE DISTRICT  
2023-2024 PROPOSED  
GENERAL FUND - UNRESTRICTED**

Account Number	Description	2022-23 Revised Adopted	2022-23 Actual	2023-24 Proposed Budget
1000	<b>ACADEMIC SALARIES</b>			
1100	Regular-Instructional Salaries	10,766,520	10,417,725	11,544,338
1200	Regular Non-Instructional Salaries	6,328,160	6,511,611	6,804,144
1300	Other Instructional Salaries	9,072,899	8,450,192	9,964,647
1400	Other Non-Instructional Salaries	1,177,462	1,086,470	1,362,349
Total	Academic Salaries	27,345,041	26,465,998	29,675,479
2000	<b>CLASSIFIED SALARIES</b>			
2100	Regular Classified Salaries	16,796,285	15,597,073	19,308,208
2200	Regular Inst Aide Salaries	1,183,356	1,011,369	1,484,088
2300	Other Classified Salaries	647,874	1,071,899	664,577
2400	Other Inst Aide Salaries	674,341	601,998	681,759
Total	Classified Salaries	19,301,856	18,282,340	22,138,632
3000	<b>STAFF BENEFITS</b>			
3100	State Teachers' Retirement	5,638,202	5,644,808	5,583,809
3200	Public Employees' Retirement	4,566,230	4,191,105	4,802,734
3300	Social Security - OASDI	1,825,971	1,459,243	1,914,720
3400	Health and Welfare	4,550,601	3,859,516	5,586,543
3500	Unemployment Insurance	227,428	208,858	64,908
3600	Workers' Compensation Insurance	377,999	355,473	397,454
3700	Other Benefits Retirement	-	-	-
3900	Other Benefits	32,825	21,450	32,825
Total	Staff Benefits	17,219,256	15,740,453	18,382,992
4000	<b>BOOKS, SUPPLIES, AND MATERIALS</b>			
4300	Instructional Supplies	514,838	338,628	557,577
4500	Non-Instructional Supplies	1,236,031	1,153,637	783,856
4600	Pupil Transportation Supplies	405,787	387,681	218,649
4700	Food Supplies	47,002	43,288	27,062
Total	Books, Supplies, and Materials	2,203,658	1,923,234	1,587,143
5000	<b>OPERATING EXPENSES &amp; SERVICES</b>			
5100	Contract for Personal Services	2,436,691	1,904,230	1,725,824
5200	Travel, Conf. and In-Service Training	230,433	167,505	218,355
5300	Dues, Memberships, and Licenses	802,536	756,042	918,159
5400	Insurance	542,598	531,894	621,078
5500	Utilities and Housekeeping Services	2,240,438	2,515,510	2,574,742
5600	Rents, Leases and Repairs	1,731,229	1,656,745	1,726,233
5700	Legal, Elections and Audit Expenses	558,401	241,816	462,094
5800	Other Services, Postage, Advertising	572,501	441,283	551,875
5900	Other Operating Expenses	(184,435)	(322,354)	(150,000)
Total	Operating Expenses & Services	8,930,391	7,892,671	8,648,360

**ALLAN HANCOCK JOINT COMMUNITY COLLEGE DISTRICT  
2023-2024 PROPOSED  
GENERAL FUND - UNRESTRICTED**

Account Number	Description	2022-23 Revised Adopted	2022-23 Actual	2023-24 Proposed Budget
6000	<b>CAPITAL OUTLAY</b>			
6100	Sites and Improvements	104,823	96,510	33,467
6200	Buildings & Improvements	113,970	104,530	53,820
6300	Books and Media for Libraries	92,494	69,385	79,619
6400	Equipment	705,189	604,407	388,833
Total	Capital Outlay	1,016,476	874,832	555,739
7000	<b>OTHER OUTGO</b>			
7200	Intrafund Transfer - Restricted G/F	71,100	71,100	71,900
7300	Interfund Transfer - Capital Maintenance/Technology Rese	207,960	207,960	207,960
7300	Interfund Transfer - Scheduled Maintenance Prj	2,965,000	1,965,000	-
7300	Interfund Transfer - Cap Proj - Misc Projects	1,650,000	1,650,000	1,315,000
7300	Interfund Transfer - Co-curricular	127,047	127,047	218,592
7300	Interfund Transfer - Child Development	10,000	10,000	10,000
7300	Interfund Transfer - PCPA	2,783,056	2,783,056	3,009,319
7300	Interfund Transfer - PRSP Trust	-	-	-
7300	Interfund Transfer - ASBG	50,000	50,000	50,000
7400	Other Transfers	233,555	233,555	233,555
7500	Student Financial Aid	75,000	39,311	75,000
7600	Misc Payments to/for Students	60,500	1,662	60,000
Total	Other Outgo	8,233,218	7,138,691	5,251,326
Total	<b>Expenditures and Other Outgo</b>	84,249,894	78,318,219	86,239,671
7990	Appropriation for Contingencies	3,138,674	-	5,524,808
7922	Restricted Reserve-Other	22,689	-	1,000,000
7922	Restricted Reserve-Mandate Funds	850,966	-	850,966
7923	Reserve for One-Time Funds	833,536	-	2,413,364
7995	Reserve for Attrition	-	-	-
7925	Restricted Reserve	1,402,778	-	1,402,778
7929	Reserve for Economic Uncertainty	13,384,422	-	14,402,025
7991	Reserve for Reallocation	80,897	-	400,000
7993	Reserve for Furniture, Fixtures and Equipment	839,498	-	2,000,000
TOTAL	<b>EXPENDITURES, OTHER OUTGO AND CONTINGENCIES</b>	104,803,355	78,318,219	114,233,611
	General Reserve (Net Ending Balance)	(2,429,460)	27,841,837	-
GRAND TOTAL	<b>EXPENDITURES, OTHER OUTGO AND ENDING BALANCE</b>	102,373,895	106,160,055	114,233,611

## **GENERAL FUND RESTRICTED BUDGET**

The Restricted General Fund accounts for resources available for the operation and support of the educational program that are specifically restricted by donors, or their outside agencies, as to their expenditure.

**ALLAN HANCOCK JOINT COMMUNITY COLLEGE DISTRICT**  
**2023-2024 PROPOSED**  
**GENERAL FUND - RESTRICTED**

Account Number	Description	2022-23 Revised Adopted	2022-23 Actual	2023-24 Proposed Budget
	<b>NET BEGINNING BALANCE JULY 1</b>	\$ 10,552,488	\$ 10,373,546	\$ 13,448,729
	<b>FEDERAL INCOME</b>			
8120	College Work Study	236,447	238,728	236,447
8121	Higher Education Act/Title V	1,708,909	1,107,540	1,340,364
8133	Workforce Investment Act WIA	-	-	-
8140	TANF	64,998	64,998	61,748
8170	VTEA - Basic Grant	-	-	-
8170	VTEA - Special Projects	589,170	589,170	53,681
8170	Tech-Prep/CTE Grants	-	-	-
8199	Other Federal Income	12,742,545	10,750,935	1,646,617
Total	Federal Income	15,342,069	12,751,372	3,338,856
	<b>STATE INCOME</b>			
83132	Basic Skills Apportionment	-	-	-
86220	Extended Opportunity Program & Services	1,130,000	1,133,321	1,942,593
86230	Disabled Students Programs & Svc	1,048,442	962,510	1,092,187
86250	CalWORKS	408,974	354,339	388,758
86270	Other General Categorical Programs	6,111,644	2,582,072	5,502,356
86271	Cooperative Agencies Resources for Education CARE	501,336	494,037	458,501
86272	Student Success and Support Programs	4,345,862	3,928,104	4,614,194
86273	Block Grant/Instructional Equipment & Physical Plant	1,676,069	679,160	11,428
86274	Foster Parent Training Grant	73,413	71,629	66,195
86520	Other Reimbursable Categorical Programs	2,645,060	1,311,908	1,885,830
86521	Economic Development	5,634,108	2,946,664	3,871,060
86524	Child Dev Trng Consortium	13,800	13,800	-
86810	Lottery Proceeds	469,560	970,811	641,891
86900	Other State Revenues	6,654,124	3,105,005	6,833,321
Total	State Income	30,712,393	18,553,360	27,308,313
	<b>LOCAL INCOME</b>			
8820	Contributions	506,301	164,920	338,936
8830	Contracted Instruction	-	-	-
8840	Sales	100,000	121,336	100,000
8850	Leases and Rentals	6,500	18,872	6,500
8876	Health Fees	500,000	575,121	500,000
8877	Sales, Instr Mtl	239,685	99,679	239,685
8881	Parking Services Fees	238,022	6,963	238,022
8885	Other Student Fees	14,000	29,796	14,000
8890	Other Income	361,692	437,538	380,322
Total	Local Income	1,966,200	1,454,223	1,817,465
	<b>INCOMING TRANSFERS</b>			
8980	Interfund Transfers	140,768	32,983	32,983
8982	Intrafund Transfers	-	440,831	101,326
TOTAL	<b>INCOME - ALL SOURCES</b>	48,161,430	33,232,769	32,598,943
TOTAL	<b>BEGINNING BALANCE AND INCOME</b>	\$ 58,713,918	\$ 43,606,315	\$ 46,047,673

**ALLAN HANCOCK JOINT COMMUNITY COLLEGE DISTRICT  
2023-2024 PROPOSED  
GENERAL FUND - RESTRICTED**

Account Number	Description	2022-23 Revised Adopted	2022-23 Actual	2023-24 Proposed Budget
1000	<b>ACADEMIC SALARIES</b>			
1100	Regular-Instructional Salaries	111,594	36,825	109,463
1200	Regular Non-Instructional Salaries	2,092,096	1,894,873	2,157,250
1300	Other Instructional Salaries	149,985	46,549	53,728
1400	Other Non-Instructional Salaries	1,726,058	1,127,569	1,790,874
Total	Academic Salaries	4,079,732	3,105,816	4,111,316
2000	<b>CLASSIFIED SALARIES</b>			
2100	Regular Classified Salaries	4,369,758	3,026,506	5,327,640
2200	Regular Inst Aide Salaries	228,654	215,902	290,195
2300	Other Classified Salaries	3,113,049	1,825,136	1,752,562
2400	Other Inst Aide Salaries	997,888	809,433	584,579
Total	Classified Salaries	8,709,349	5,876,978	7,954,974
3000	<b>STAFF BENEFITS</b>			
3100	State Teachers' Retirement	1,077,574	760,343	761,588
3200	Public Employees' Retirement	1,178,856	808,729	1,439,907
3300	Social Security - OASDI & Medicare	530,421	305,013	509,245
3400	Health & Welfare	862,470	565,215	1,078,213
3500	Unemployment Insurance	51,126	34,344	31,826
3600	Workers' Compensation Insurance	107,825	70,065	96,296
3700	Non-Academic STRS	-	-	-
3900	Other Benefits - Projects	-	-	-
Total	Staff Benefits	3,808,270	2,543,710	3,917,075
4000	<b>BOOKS, SUPPLIES, AND MATERIALS</b>			
4300	Instructional Supplies	1,242,401	820,472	1,125,436
4500	Non-instructional Supplies	1,448,820	643,562	941,555
4600	Pupil Transportation Supplies	289,060	208,450	243,020
4700	Food Supplies	629,933	355,484	493,701
Total	Books, Supplies, and Materials	3,610,214	2,027,969	2,803,712
5000	<b>OPERATING EXPENSES &amp; SERVICES</b>			
5100	Contract for Personal Services	1,912,009	903,813	2,118,320
5200	Travel, Conf. & In-service Training	1,049,183	375,778	908,123
5300	Dues, Memberships, and Licenses	1,422,602	1,157,382	1,141,313
5400	Insurance	33,183	32,017	33,183
5500	Utilities and Housekeeping Services	101,707	83,709	121,341
5600	Rents, Leases and Repairs	396,998	200,640	373,462
5700	Legal, Elections and Audit Expenses	47,204	23,069	22,144
5800	Other Services, Postage, Advertising	673,538	197,349	338,761
5900	Indirect Support Charges	631,439	395,928	366,536
Total	Operating Expenses & Services	6,267,862	3,369,683	5,423,184



**ALLAN HANCOCK JOINT COMMUNITY COLLEGE DISTRICT  
2023-2024 PROPOSED  
GENERAL FUND - RESTRICTED**

Account Number	Description	2022-23 Revised Adopted	2022-23 Actual	2023-24 Proposed Budget
6000	<b>CAPITAL OUTLAY</b>			
6100	Sites and Improvements	655,635	45,159	656,483
6200	Buildings & Improvement	2,244,912	2,000,004	440,338
6300	Books & Media for Libraries	193,169	142,718	120,294
6400	Equipment	4,917,505	1,858,272	2,247,481
6990	Construction Contingency	3,878	-	3,878
Total	Capital Outlay	8,015,098	4,046,154	3,468,473
7000	<b>OTHER OUTGO</b>			
7200	Intrafund Transfers	411,951	416,016	56,250
7300	Interfund Transfers	7,019,126	6,972,346	474,551
7500	Student Financial Aid	1,231,457	1,080,737	869,239
7600	Other Payments to Students	1,667,534	718,178	1,669,770
Total	Other Outgo	10,330,068	9,187,276	3,069,809
7922	Restricted Reserve	13,893,325	-	15,299,130
TOTAL	<b>EXPENDITURES, OTHER OUTGO AND CONTINGENCY</b>	58,713,918	30,157,586	46,047,673
	General Reserve (Net Ending Balance)	-	13,448,729	-
GRAND TOTAL	<b>EXPENDITURES, OTHER OUTGO AND ENDING BALANCE</b>	\$ 58,713,918	\$ 43,606,315	\$ 46,047,673

## **BOND INTEREST AND REDEMPTION FUND**

The Bond Interest and Redemption Fund reflects the activity of the Santa Barbara County Treasurer related to the collection of property taxes and repayment of taxpayer approved bond issuances (Measure I General Obligation Bonds, Election of June 6, 2006)

**ALLAN HANCOCK JOINT COMMUNITY COLLEGE DISTRICT  
2023-2024 PROPOSED  
BOND INTEREST AND REDEMPTION FUND**

Account Number	Description	2022-23 Revised Adopted	2022-23 Actual	2023-24 Proposed Budget
	<b>ADJUSTED NET BEGINNING BALANCE JULY 1</b>	\$ 11,029,962	\$ 11,029,962	\$ 11,596,401
	<b>LOCAL INCOME</b>			
86XX	State Revenue	45,000	44,628	45,000
88XX	Local Income	7,800,000	8,611,419	7,800,000
8942	GO Bond Proceeds	-	8,509	-
TOTAL	Income	7,845,000	8,664,555	7,845,000
TOTAL	<b>BEGINNING BALANCE AND INCOME</b>	\$ 18,874,962	\$ 19,694,517	\$ 19,441,401
	<b>EXPENDITURES</b>			
	<b>OPERATING EXPENSES &amp; SERVICES</b>			
5800	Other Services	-	-	-
	<b>DEBT RETIREMENT</b>			
7100	Debt Retirement	8,270,541	8,098,116	8,270,541
7200	Other Financing	-	-	-
TOTAL	<b>EXPENDITURES</b>	8,270,541	8,098,116	8,270,541
7900	Appropriation for Contingencies	10,602,871	-	11,170,860
TOTAL	<b>EXPENDITURES AND CONTINGENCIES</b>	18,873,412	8,098,116	19,441,401
	NET ENDING BALANCE	1,550	11,596,401	-
TOTAL	<b>EXPENDITURES, OTHER OUTGO AND ENDING BALANCE</b>	\$ 18,874,962	\$ 19,694,517	\$ 19,441,401

**CHILD DEVELOPMENT FUND**

The Child Development Fund is the fund designed to account for all revenues for, or from the operation of, child care and development services. Costs incurred in the operation and maintenance of the child care and development services are paid from this fund. However, those segments of child care and development activities that are part of the instructional activity of the college or district must be accounted for in the General Fund.

General purpose moneys of the district may be used to support child development services by interfund transfer from the General Fund into the Child Development Fund.

**ALLAN HANCOCK JOINT COMMUNITY COLLEGE DISTRICT  
2023-2024 PROPOSED  
CHILD DEVELOPMENT FUND**

Account Number	Description	2022-23 Revised Adopted	2022-23 Actual	2023-24 Proposed Budget
	<b>NET BEGINNING BALANCE JULY 1</b>	\$ 418,513	\$ 418,513	\$ 561,720
	<b>FEDERAL INCOME</b>			
8100	Other Federal Income	577,477	375,814	410,472
	<b>STATE INCOME</b>			
8600	Other State Income	865,224	851,102	864,490
	<b>LOCAL INCOME</b>			
8820	Contributions	641,604	31,933	609,671
8850	Rentals & Leases	20,800	20,800	20,800
8860	Interest	2,000	10,279	2,000
8871	Child Development Fees	111,818	92,826	111,818
8890	Other Local Revenue	-	900	-
Total	Local Income	776,222	156,737	744,289
	<b>INCOMING TRANSFERS</b>			
8980	Interfund Transfers	30,000	30,000	30,000
8982	Intrafund Transfers	-	15,321	-
TOTAL	<b>INCOME AND INCOMING TRANSFERS</b>	2,248,922	1,428,974	2,049,251
TOTAL	<b>BEGINNING BALANCE AND INCOME</b>	\$ 2,667,435	\$ 1,847,486	\$ 2,610,971
	<b>ACADEMIC SALARIES</b>			
1000				
1200	Regular - Non-instructional Salaries	215,295	218,138	229,087
1400	Other - Non-instructional Salaries	28,343	-	18,343
Total	Academic Salaries	243,638	218,138	247,430
	<b>CLASSIFIED SALARIES</b>			
2000				
2000	All Classified Salaries	1,000,037	739,799	854,580
	<b>STAFF BENEFITS</b>			
3000				
3000	All Staff Benefits	190,973	158,186	155,837
	<b>BOOKS, SUPPLIES &amp; MATERIALS</b>			
4000				
4000	All Books, Supplies & Materials	253,259	75,066	254,317
	<b>OTHER OPERATING EXPENSES</b>			
5000				
5100	Consultants	144,025	-	144,025
5200	Conferences	29,382	20,812	34,095
5300	Licenses and Permits	4,762	1,898	4,762
5600	Contracts, Repairs	2,700	426	2,700
5800	Other Services	1,750	1,374	326
5900	Other Expenses	9,989	7,881	2,108
Total	Other Operating Expenses	192,609	32,391	188,017
	<b>CAPITAL OUTLAY</b>			
6000				
6000	All Capital Outlay	488,832	46,865	455,174
	<b>OTHER OUTGO</b>			
7000				
7300	Intrafund Transfers	-	15,321	-
TOTAL	<b>EXPENDITURES</b>	2,369,347	1,285,767	2,155,354
7900	Appropriations for Contingency	298,088	-	455,617
TOTAL	<b>EXPENDITURES AND OTHER OUTGO</b>	2,667,435	1,285,767	2,610,971
	NET ENDING BALANCE	-	561,720	-
GRAND TOTAL	<b>EXPENDITURES, OTHER OUTGO AND ENDING BALANCE</b>	\$ 2,667,435	\$ 1,847,486	\$ 2,610,971

## **PCPA FUND**

The PCPA Fund is used to account for the vocational program for aspiring actors and theater technicians consisting of lecture, performance, and production lab elements.

**ALLAN HANCOCK JOINT COMMUNITY COLLEGE DISTRICT  
2023-2024 PROPOSED  
PCPA**

Account Number	Description	2022-23 Revised Adopted	2022-23 Actual	2023-24 Proposed Budget
	<b>NET BEGINNING BALANCE JULY 1</b>	\$ 3,333,061	\$ 3,333,061	\$ 3,782,714
	<b>FEDERAL INCOME</b>			
8100	Other Federal Revenue	-	-	-
	<b>LOCAL INCOME</b>			
8820	Contributions	801,458	1,180,706	1,042,202
8800	Ticket Revenue	1,216,862	1,273,644	1,428,357
8800	Other Revenue	225,827	131,982	195,589
<b>TOTAL</b>	<b>INCOME</b>	<b>2,244,147</b>	<b>2,586,332</b>	<b>2,666,148</b>
	<b>INCOMING TRANSFERS</b>			
8980	Interfund Transfers	2,813,057	2,783,056	3,009,319
<b>TOTAL</b>	<b>INCOME AND INCOMING TRANSFERS</b>	<b>5,057,204</b>	<b>5,369,388</b>	<b>5,675,467</b>
<b>TOTAL</b>	<b>BEGINNING BALANCE AND INCOME</b>	<b>\$ 8,390,265</b>	<b>\$ 8,702,449</b>	<b>\$ 9,458,181</b>
	<b>EXPENDITURES</b>			
1000	Academic Salaries	-	-	-
2000	Classified Salaries	2,982,231	2,692,583	3,120,644
3000	Staff Benefits	756,007	643,540	759,443
4000	Supplies and Materials	410,815	136,951	440,167
5000	Operating Expenses and Services	690,456	653,716	769,244
6000	Capital Outlay	40,196	24,674	42,399
7000	Other Outgo	1,070,650	768,272	1,172,488
<b>TOTAL</b>	<b>EXPENDITURES</b>	<b>5,950,355</b>	<b>4,919,735</b>	<b>6,304,385</b>
7900	Appropriation for Contingencies	2,439,910	-	3,153,796
<b>TOTAL</b>	<b>EXPENDITURES AND CONTINGENCIES</b>	<b>8,390,265</b>	<b>4,919,735</b>	<b>9,458,181</b>
	<b>NET ENDING BALANCE</b>	<b>-</b>	<b>3,782,714</b>	<b>-</b>
<b>GRAND TOTAL</b>	<b>EXPENDITURES, OTHER OUTGO AND ENDING BALANCE</b>	<b>\$ 8,390,265</b>	<b>\$ 8,702,449</b>	<b>\$ 9,458,181</b>

## **CAPITAL OUTLAY PROJECTS FUND**

The Capital Outlay Projects Fund is used to account for the accumulation of the moneys for the acquisition or construction of capital outlay items (object of expenditures 6000) including scheduled maintenance projects. The fund is established and maintained at the county treasury, and most money shall be used only for capital outlay purposes.



**ALLAN HANCOCK JOINT COMMUNITY COLLEGE DISTRICT  
2023-2024 PROPOSED  
CAPITAL OUTLAY PROJECTS FUND**

Account Number	Description	2022-23 Revised Adopted	2022-23 Actual	2023-24 Proposed Budget
	<b>NET BEGINNING BALANCE JULY 1</b>	\$ 24,129,083	\$ 24,637,588	\$ 16,165,833
	<b>STATE INCOME</b>			
8627	Scheduled Maintenance Income	6,704,278	2,716,642	45,713
8690	Other State Revenues	-	-	-
Total	State Income	6,704,278	2,716,642	45,713
	<b>LOCAL INCOME</b>			
8820	Contributions	-	-	-
8860	Interest	25,000	286,366	25,000
8890	Other Local Revenue	-	101,416	-
Total	Local Income	25,000	387,783	25,000
	<b>INCOMING TRANSFERS</b>			
8980	Interfund Transfers	4,822,960	3,822,960	1,522,960
Total	Incoming Transfers	4,822,960	3,822,960	1,522,960
TOTAL	<b>INCOME</b>	11,552,238	6,927,384	1,593,673
TOTAL	<b>BEGINNING BALANCE AND INCOME</b>	\$ 35,681,320	\$ 31,564,972	\$ 17,759,505
	<b>BOOKS, SUPPLIES, &amp; MATERIALS</b>			
4000	Operational Supplies	164,846	161,185	6,905
Total	Total Books, Supplies, & Materials	164,846	161,185	6,905
	<b>OTHER OPERATING EXPENSES</b>			
5000	Consultant & Architectural Svc	37,011	25,788	95,099
5300	Licenses and Permits	36,651	39,364	-
5500	Utilities	13,720	13,720	7,492
5600	Contracts, Repairs	32,300	55,423	29,027
5800	Other Services	5,000	1,416	4,952
Total	Other Operating Expenses	124,682	135,710	136,571
	<b>CAPITAL OUTLAY</b>			
6100	Site Improvement	736,828	61,764	613,516
6200	Buildings	18,958,065	11,361,043	9,896,956
6400	Equipment	4,436,270	3,646,454	1,078,356
6900	Construction contingency	285	-	285
Total	Capital Outlay	24,131,448	15,069,262	11,589,112
	<b>OTHER OUTGO</b>			
7000	Intrafund Transfers	32,983	32,983	32,983
Total	Other Outgo	32,983	32,983	32,983
TOTAL	<b>EXPENDITURES AND OTHER OUTGO</b>	24,453,959	15,399,139	11,765,571
7900	Appropriations for Contingency	11,227,360	-	5,993,934
Total	Contingency and Reserves	11,227,360	-	5,993,934
	<b>NET ENDING BALANCE</b>	-	16,165,833	-
GRAND TOTAL	<b>EXPENDITURES, OTHER OUTGO AND ENDING BALANCE</b>	\$ 35,681,320	\$ 31,564,972	\$ 17,759,505

**ALLAN HANCOCK JOINT COMMUNITY COLLEGE DISTRICT  
CAPITAL OUTLAY PROJECTS FUND  
2023-24 PROJECT LIST PROPOSED  
BUDGET**

	PROJECT TOTAL	STATE/OTHER CONTRIBUTION	LOCAL CONTRIBUTION
<b><u>SCHEDULED MAINTENANCE</u></b>			
Miscellaneous Scheduled Maintenance Projects	1,145,002	45,713	-
<b><u>CAPITAL PROJECTS</u></b>			
Fine Arts Project	3,712,549	-	-
<b><u>OTHER</u></b>			
HVAC Upgrade/Replacement	705,846	-	-
Building Painting Reserve	109,444	-	300,000
Student Health Center	1,891,997	-	-
PCPA Sound System	33,471	-	-
PCPA Shade Canopy	331,374	-	-
EVOC Maintenance	-	-	15,000
Technology Reserve	204,262	-	207,960
Softball/Baseball Concessions	118,014	-	-
Softball/Baseball Changing Rooms	2,187,255	-	-
Softball/Baseball Restrooms	23,982	-	-
Demolition Bldg E & F	120,486	-	-
PSTC - Roof Prop	433,470	-	-
PSTC Restrooms	564,040	-	-
Fine Arts Complex Stage Lighting	227,780	-	-
Boardroom AV Project	180,563	-	-
Parking Lot 12 Improvement	560,675	-	-
Miscellaneous Projects	591,372	-	-
<b>TOTAL ALL PROJECT FUND EXPENSES</b>	<b>13,141,580</b>	<b>45,713</b>	<b>522,960</b>

## **GENERAL OBLIGATION BOND BUILDING FUND**

This General Obligation Bond Building Fund is used to account for the proceeds and expenditure of funds from the issuance of the election of 2006 general obligation bonds. These bonds were authorized by an election of the registered voters of the district held on June 6, 2006, at which more than 55 percent of the persons voting on the proposition voted to authorize the issuance and sale of \$180 million principal amount of general obligation bonds to finance projects as outlined by the Measure I voter's ballot proposition.

**ALLAN HANCOCK JOINT COMMUNITY COLLEGE DISTRICT  
2023-2024 PROPOSED  
GENERAL OBLIGATION BOND BUILDING FUND**

Account Number	Description	2022-23 Revised Adopted	2022-23 Actual	2023-24 Proposed Budget
	<b>NET BEGINNING BALANCE JULY 1</b>	\$ 15,930,910	\$ 15,930,910	\$ 8,303,139
	<b>LOCAL INCOME</b>			
88XX	Local Income	75,000	186,208	75,000
TOTAL	Local Income	75,000	186,208	75,000
	<b>INCOMING TRANSFERS</b>			
8940	Other Financing Sources	-	-	-
TOTAL	Incoming Transfers	-	-	-
TOTAL	<b>BEGINNING BALANCE AND INCOME</b>	\$ 16,005,910	\$ 16,117,117	\$ 8,378,139
	<b>EXPENDITURES</b>			
	<b>BOOKS, SUPPLIES, &amp; MATERIALS</b>			
4000	Operational Supplies	500	35	2,465
	<b>OPERATING EXPENSES &amp; SERVICES</b>			
5000	Consultant & Architectural Svc	33,960	30,300	4,000
5100	Licenses and Permits	8,152	8,804	554
5300	Utilities	87,027	-	87,027
5500	Contracts, Repairs	514	1,094	-
5600	Audits/Legal Fees	15,540	8,070	7,770
5700	Other Services	-	668	-
5800				
TOTAL	Other Operating Expenses	145,192	48,935	99,351
	<b>CAPITAL OUTLAY</b>			
6000	Site Improvement	1,600	-	1,600
6100	Buildings	8,294,627	7,595,229	1,426,371
6200	Equipment	202,355	169,779	59,456
6400	Construction Contingency	5,356,092	-	4,883,000
6900				
TOTAL	Capital Outlay	13,854,674	7,765,008	6,370,427
TOTAL	<b>EXPENDITURES</b>	14,000,367	7,813,978	6,472,243
7900	Appropriation for Contingencies	2,005,543	-	1,905,896
TOTAL	<b>EXPENDITURES AND CONTINGENCIES</b>	16,005,910	7,813,978	8,378,139
	NET ENDING BALANCE	-	8,303,139	-
TOTAL	<b>EXPENDITURES, OTHER OUTGO AND ENDING BALANCE</b>	\$ 16,005,910	\$ 16,117,117	\$ 8,378,139

ALLAN HANCOCK COLLEGE  
GENERAL OBLIGATION BONDS ELECTION OF 2006, SERIES A, B, C, D, E AND F  
PROJECT LIST  
PROJECTED EXPENDITURES 2006-07 THROUGH 2023-24

Beginning Balance	\$ 68,000,000
Projected Interest Revenue	\$ 8,180,506
Premium on Sale of Bonds	\$ 528,271
Series B Issuance	\$ 29,999,814
Premium on Sale of Bonds	\$ 115,003
Series C Issuance	\$ 38,860,309
Premium on Sale of Bonds	\$ 135,891
Series D Issuance	\$ 8,773,376
Premium on Sale of Bonds	\$ 70,187
Series E Issuance	\$ 23,000,000
Premium on Sale of Bonds	\$ 88,746
Series F Issuance	\$ 11,059,086
Premium on Sale of Bonds	\$ 42,503

	Eighteen Year Project Total Through June 2024	Seventeen Year Actual Through June 2023	Current Budget 2023-2024
1. Cost of Issuance	\$ 1,265,852	\$ 1,265,852	\$ -
<b>Subtotal Cost of Issuance</b>	<b>\$ 1,265,852</b>	<b>\$ 1,265,852</b>	<b>\$ -</b>
2. COP Refinance (Repayment)			
a. Student Center	\$ 4,958,361	\$ 4,958,361	\$ -
b. Library Media/Technology Center	\$ 3,317,135	\$ 3,317,135	\$ -
<b>Subtotal COP Refinance</b>	<b>\$ 8,275,496</b>	<b>\$ 8,275,496</b>	<b>\$ -</b>
3. Project Augmentation – State Match			
a. Science/Health Occupations	\$ 4,611,072	\$ 4,611,072	\$ -
b. Skills Center	\$ 1,971,485	\$ 1,971,485	\$ -
4. Construction Projects			
a. One Stop Student Center Complex Addition	\$ 20,893,316	\$ 20,893,316	\$ -
b. Public Safety Complex	\$ 40,492,100	\$ 40,492,100	\$ -
c. Childcare Center	\$ 8,371,957	\$ 8,371,957	\$ -
d. Industrial Technologies Modernization and Addition	\$ 24,742,262	\$ 24,742,262	\$ -
e. Physical Education Addition	\$ 349,445	\$ 349,445	\$ -
f. Fine Arts Complex	\$ 25,087,284	\$ 24,426,963	\$ 660,321
g. Theater Arts Project	\$ 305,049	\$ 305,049	\$ -
h. STEM/MESA Center	\$ 1,918,740	\$ 1,908,403	\$ 10,337
i. PCPA Stage Craft Bldg Relocation	\$ 7,527,930	\$ 6,995,744	\$ 532,186
j. Auto Mechanics Relocation	\$ 8,800	\$ 7,480	\$ 1,320
k. Demolition Bldg E & F	\$ 395,499	\$ 312,644	\$ 82,855
l. Demolition Bldg O-300	\$ 1,701,377	\$ 300	\$ 1,701,077
m. Fine Arts Alarm Project	\$ 87,027	\$ -	\$ 87,027
5. Facilities and Utilities Master Plan	\$ 634,231	\$ 634,231	\$ -
<b>Subtotal Project Augmentation/Construction</b>	<b>\$ 139,097,574</b>	<b>\$ 136,022,451</b>	<b>\$ 3,075,123</b>
6. Scheduled Maintenance Projects	\$ 13,913,740	\$ 13,913,740	\$ -
<b>Subtotal Scheduled Maintenance</b>	<b>\$ 13,913,740</b>	<b>\$ 13,913,740</b>	<b>\$ -</b>
7. Mainframe Replacement	\$ 8,115,513	\$ 8,115,513	\$ -
8. Technology/Instructional Equipment Modernization	\$ 10,845,519	\$ 10,845,519	\$ -
9. VOIP Project	\$ 1,456,327	\$ 1,456,327	\$ -
10. Technology General	\$ 511,928	\$ 511,928	\$ -
<b>Subtotal Technology</b>	<b>\$ 20,929,287</b>	<b>\$ 20,929,287</b>	<b>\$ -</b>
11. Project Management	\$ 3,408,108	\$ 3,400,338	\$ 7,770
<b>Subtotal Project Management</b>	<b>\$ 3,408,108</b>	<b>\$ 3,400,338</b>	<b>\$ 7,770</b>
TOTAL BUDGET	\$ 186,890,057	\$ 183,807,164	\$ 3,082,893
FUND BALANCE	\$ 1,963,635		
GRAND TOTAL	\$ 188,853,691		

## **DENTAL SELF-INSURANCE FUND**

The Dental Self- Insurance Fund was created in January 1992. It accounts for transactions related to the income and expenditures of the dental self-insurance program. The funding for this fund is provided by a contribution from the General Fund.

**ALLAN HANCOCK JOINT COMMUNITY COLLEGE DISTRICT  
2023-2024 PROPOSED  
DENTAL SELF INSURANCE FUND**

Account Number	Description	2022-23 Revised Adopted	2022-23 Actual	2023-24 Proposed Budget
	<b>NET BEGINNING BALANCE JULY 1</b>	\$ 901,323	\$ 901,323	\$ 851,075
	<b>LOCAL INCOME</b>			
8830	Contribution from General Fund	680,000	770,487	680,000
8860	Interest	5,000	4,895	5,000
8980	Transfers In	-	-	-
TOTAL	<b>INCOME</b>	685,000	775,382	685,000
TOTAL	<b>BEGINNING BALANCE AND INCOME</b>	\$ 1,586,323	\$ 1,676,705	\$ 1,536,075
	<b>EXPENDITURES</b>			
5430	Self Insurance Claims	636,000	643,119	636,000
5890	Miscellaneous Fees	-	-	-
TOTAL	<b>EXPENDITURES</b>	636,000	643,119	636,000
	<b>OTHER OUTGO</b>			
7000	Interfund Transfers	182,511	182,511	-
7900	Appropriation for Contingencies	767,812	-	900,075
TOTAL	<b>EXPENDITURES AND CONTINGENCIES</b>	1,586,323	825,630	1,536,075
	NET ENDING BALANCE	-	851,075	-
GRAND TOTAL	<b>EXPENDITURES, OTHER OUTGO AND ENDING BALANCE</b>	\$ 1,586,323	\$ 1,676,705	\$ 1,536,075

## **PROPERTY AND LIABILITY SELF-INSURANCE FUND**

The Property and Liability Self-Insurance Fund accounts for the deductible portion of the District's property and liability insurance program. The funding for this program is provided by a contribution from the General Fund.



**ALLAN HANCOCK JOINT COMMUNITY COLLEGE DISTRICT  
2023-2024 PROPOSED  
PROPERTY AND LIABILITY SELF INSURANCE FUND**

Account Number	Description	2022-23 Revised Adopted	2022-23 Actual	2023-24 Proposed Budget
	<b>NET BEGINNING BALANCE JULY 1</b>	\$ 923,163	\$ 923,163	\$ 837,406
	<b>LOCAL INCOME</b>			
8830	Contribution from General Fund	-	-	-
8860	Interest	4,000	13,867	4,000
8910	Compensation for Loss of Fixed Assets	-	15,498	-
TOTAL	<b>INCOME</b>	4,000	29,365	4,000
TOTAL	<b>BEGINNING BALANCE AND INCOME</b>	\$ 927,163	\$ 952,529	\$ 841,406
	<b>EXPENDITURES</b>			
4000	All Books, Supplies & Materials	37,003	24,362	19,766
5112	Service Contracts (Businesses)	183,500	-	183,500
5410	District Insurance	-	-	-
5430	Self-Insurance Claims	17,655	58,421	15,000
5590	Alarm Services	854	1,063	-
5650	Contracted Repairs	8,053	4,725	4,500
5740	Settlements	-	-	-
5830	Personal Property Damages	-	-	-
5930	Bad Debt	-	7,598	-
6000	Capital Outlay	22,022	18,954	25,310
TOTAL	<b>EXPENDITURES</b>	269,086	115,123	248,076
7900	Appropriation for Contingencies	658,077	-	593,330
TOTAL	<b>EXPENDITURES AND CONTINGENCIES</b>	927,163	115,123	841,406
	NET ENDING BALANCE	-	837,406	-
GRAND TOTAL	<b>EXPENDITURES, OTHER OUTGO AND ENDING BALANCE</b>	\$ 927,163	\$ 952,529	\$ 841,406

## **POST-EMPLOYMENT BENEFITS FUND**

The Post-Employment Benefits Fund accounts for a portion of the District's costs and obligations pertaining to health and other benefits of current and future retired employees. Under GASB 74 and 75, these benefits must be recognized as a current cost during the working years of an employee and identified as an expense and, to the extent not pre-funded, as a liability on the District's financial statements.

**ALLAN HANCOCK JOINT COMMUNITY COLLEGE DISTRICT  
2023-2024 PROPOSED  
POST-EMPLOYMENT BENEFITS FUND**

Account Number	Description	2022-23 Revised Adopted	2022-23 Actual	2023-24 Proposed Budget
	Trust Reserve for GASB 45	\$ 1,007,687	\$ 1,007,687	\$ 997,194
	<b>NET BEGINNING BALANCE JULY 1</b>	1,007,687	1,007,687	997,194
	<b>LOCAL INCOME</b>			
8830	Contribution from General Fund	-	-	-
8860	Interest	4,000	15,446	4,000
8890	Other Local Income	-	-	-
	<b>INCOMING TRANSFERS</b>			
8980	Interfund/Intrafund Transfers	-	-	-
TOTAL	<b>INCOME</b>	4,000	15,446	4,000
TOTAL	<b>BEGINNING BALANCE AND INCOME</b>	\$ 1,011,687	\$ 1,023,133	\$ 1,001,194
	<b>EXPENDITURES</b>			
3440	Retired/Active Health and Welfare	-	-	-
5112	Service Contracts	3,300	3,300	3,300
5800	Miscellaneous Fees	28,000	22,640	28,000
TOTAL	<b>EXPENDITURES</b>	31,300	25,940	31,300
7900	Appropriation for Contingencies	980,387	-	969,894
TOTAL	<b>EXPENDITURES AND CONTINGENCIES</b>	1,011,687	25,940	1,001,194
	NET ENDING BALANCE	-	997,194	-
GRAND TOTAL	<b>EXPENDITURES, OTHER OUTGO AND ENDING BALANCE</b>	\$ 1,011,687	\$ 1,023,133	\$ 1,001,194

## **ASSOCIATED STUDENTS TRUST FUND**

The Associated Students Trust Fund is designated to account for moneys held in trust by the district for organized student body associations.

**ALLAN HANCOCK JOINT COMMUNITY COLLEGE DISTRICT  
2023-2024 PROPOSED  
ASSOCIATED STUDENTS TRUST FUND**

Description	2022-23 Revised Adopted	2022-23 Actual	2023-24 Proposed Budget
Unrestricted (ASB)	\$ 389,705	\$ 389,705	\$ 266,797
Restricted	-	-	-
<b>ADJUSTED NET BEGINNING BALANCE JULY 1</b>	389,705	389,705	266,797
<b>INCOME</b>			
A.S.B.	160,000	162,973	165,000
Athletics	39,470	39,470	18,350
Transfer from District	177,047	449,701	268,592
Interest	125	113	125
Miscellaneous Income	-	11,226	-
TOTAL <b>INCOME - ALL SOURCES</b>	376,642	663,485	452,067
TOTAL <b>BEGINNING BALANCE AND INCOME</b>	\$ 766,347	\$ 1,053,189	\$ 718,864
<b>EXPENDITURES</b>			
Associated Students	262,116	261,399	300,757
Athletics	258,497	524,993	236,942
Clubs and Scholarships	-	-	-
TOTAL <b>EXPENDITURES</b>	520,612	786,392	537,699
Appropriation for Contingencies	245,735	-	181,165
TOTAL <b>EXPENDITURES &amp; CONTINGENCIES</b>	766,347	786,392	718,864
Net Ending Balance	-	266,797	-
GRAND TOTAL <b>EXPENDITURES AND ENDING BALANCE</b>	\$ 766,347	\$ 1,053,189	\$ 718,864

## **STUDENTS REPRESENTATION FEE TRUST FUND**

The Student Representation Fee Trust Fund is designated as the receiving fund for fees collected pursuant to Education Code Section 76060.5, which provides for a student representation fee of one dollar per semester if approved by two-thirds of the students voting in an election. The fee is to be expended to provide for the support of governmental affairs representatives who may be stating their positions and viewpoints before city, county, and district governments, and before offices and agencies of the state government.

**ALLAN HANCOCK JOINT COMMUNITY COLLEGE DISTRICT  
2023-2024 PROPOSED  
STUDENT REPRESENTATION FEE TRUST FUND**

Account Number	Description	2022-23 Revised Adopted	2022-23 Actual	2023-24 Proposed Budget
	<b>ADJUSTED NET BEGINNING BALANCE JULY 1</b>	\$ 64,082	\$ 64,082	\$ 51,323
	<b>INCOME</b>			
8860	Interest	10	10	10
8884	Student Representation Fee	34,000	37,866	40,000
8890	Other Local Revenue	-	-	-
8890	Interfund Transfer	-	-	-
Total	<b>INCOME</b>	34,010	37,876	40,010
TOTAL	<b>BEGINNING BALANCE AND INCOME</b>	\$ 98,092	\$ 101,957	\$ 91,333
	<b>EXPENDITURES</b>			
4000	Supplies & Other	-	-	-
5000	Operating Expenses & Services	53,020	49,467	38,610
6000	Equipment	-	-	-
TOTAL	<b>EXPENDITURES</b>	53,020	49,467	38,610
7000	<b>OTHER OUTGO</b>			
7300	Interfund Transfers	1,190	1,167	1,400
TOTAL	<b>OTHER OUTGO</b>	1,190	1,167	1,400
7900	Appropriation for Contingency	43,882	-	51,323
TOTAL	<b>EXPENDITURES AND OTHER OUTGO</b>	98,092	50,634	91,333
	NET ENDING BALANCE	-	51,323	-
GRAND TOTAL	<b>EXPENDITURES, OTHER OUTGO AND ENDING BALANCE</b>	\$ 98,092	\$ 101,957	\$ 91,333

## **STUDENT BODY CENTER FEE TRUST FUND**

The Student Body Center Fee Trust Fund is designed to account for income and expenditure of moneys for fees collected pursuant to Education Code Section 76375, which provides for the building and operating fee for the purpose of financing, constructing, enlarging, remodeling, refurbishing, and operating a student center if approve by two-thirds of the students voting in an election.

The fund was established at the August 1996 board meeting. The district began collecting fees in spring 1997.



**ALLAN HANCOCK JOINT COMMUNITY COLLEGE DISTRICT  
2023-2024 PROPOSED  
STUDENT BODY CENTER FEE TRUST FUND**

Account Number	Description	2022-23 Revised Adopted	2022-23 Actual	2023-24 Proposed Budget
	<b>ADJUSTED NET BEGINNING BALANCE JULY 1</b>	\$ 229,347	\$ 229,347	\$ 206,877
	<b>INCOME</b>			
8860	Interest	800	2,843	800
8883	Student Fees	14,000	21,444	14,000
8980	Interfund Transfer	-	-	-
TOTAL	<b>INCOME</b>	14,800	24,287	14,800
TOTAL	<b>BEGINNING BALANCE AND INCOME</b>	\$ 244,147	\$ 253,633	\$ 221,677
	<b>EXPENDITURES</b>			
4000	Supplies & Other	3,610	1,994	1,616
5000	Operating Expenses & Services	5,000	4,935	65
6000	Equipment	177,336	39,826	137,510
TOTAL	<b>EXPENDITURES</b>	185,946	46,756	139,190
7900	Appropriation for Contingency	58,200	-	82,487
TOTAL	<b>EXPENDITURES AND OTHER OUTGO</b>	244,147	46,756	221,677
	NET ENDING BALANCE	-	206,877	-
GRAND TOTAL	<b>EXPENDITURES, OTHER OUTGO AND ENDING BALANCE</b>	\$ 244,147	\$ 253,633	\$ 221,677

## **STUDENT FINANCIAL AID TRUST FUND**

The Student Financial Aid Trust Fund accounts for the deposit and direct payment of government-funded student aid. These moneys are restricted and may not be used for other purposes.

**ALLAN HANCOCK JOINT COMMUNITY COLLEGE DISTRICT  
2023-2024 PROPOSED  
STUDENT FINANCIAL AID TRUST FUND**

Account Number	Description	2022-23 Revised Adopted	2022-23 Actual	2023-24 Proposed Budget
	<b>ADJUSTED NET BEGINNING BALANCE JULY 1</b>	\$ 21,600	\$ 21,600	\$ 21,809
	<b>FEDERAL INCOME</b>			
8150	Supplemental Ed. Opportunity Grants Prog.	273,381	273,450	273,381
8153	Pell Grant Program	10,400,000	11,105,142	10,400,000
8154	Direct Loans and Scholarships	450,000	592,632	450,000
8157	Financial Aid Prior Year	-	(14,932)	-
Total	Federal Income	11,123,381	11,956,292	11,123,381
	<b>STATE INCOME</b>			
8625	Cal-WORKs	50,000	-	50,000
8627	Other General Categorical Programs	900,000	1,464,815	2,446,260
8652	Other Reimbursable Categorical Programs	1,200,000	1,122,135	1,200,000
8690	Other State Revenues	-	37,591	-
Total	State Income	2,150,000	2,624,541	3,696,260
	<b>LOCAL INCOME</b>			
8860	Interest	-	3	-
8980	Interfund Transfers	7,030,601	7,279,703	712,063
Total	Local Income	7,030,601	7,279,707	712,063
TOTAL	<b>INCOME</b>	20,303,982	21,860,540	15,531,704
TOTAL	<b>BEGINNING BALANCE AND INCOME</b>	\$ 20,325,582	\$ 21,882,139	\$ 15,553,513
	<b>EXPENDITURES</b>			
	<b>OTHER OUTGO</b>			
7000				
7510	Pell Grant Program	10,400,000	11,105,142	10,400,000
7515	CARES Act/HEERF II	6,422,601	6,422,601	-
7516	Emergency Financial Assistance	-	-	1,546,260
7520	Supplemental Ed. Opportunity Grants Prog.	273,381	273,450	273,381
7525	FT Student Success Grant	900,000	1,464,815	900,000
7530	Direct Loans and Scholarships	450,000	592,632	450,000
7540	Extended Opportunity Prog. & Serv. Grants	-	150,657	-
7542	CARE Grants	225,000	405,012	225,000
7550	Cal Grant	1,250,000	1,132,593	1,250,000
7581	CA4All College Corp Living	383,000	278,938	487,063
7591	Pell Grant Prior Year	-	(14,332)	-
7592	SEOG Prior Year	-	(600)	-
7593	Cal Grant Prior Year	-	26,927	-
7611	Misc Payments to Students	-	22,496	-
7950	Restricted Reserve	21,600	-	21,809
TOTAL	<b>OTHER OUTGO</b>	20,325,582	21,860,330	15,553,513
TOTAL	<b>EXPENDITURES AND OTHER OUTGO</b>	20,325,582	21,860,330	15,553,513
	General Reserve (Net Ending Balance)	-	21,809	-
GRAND TOTAL	<b>EXPENDITURES, OTHER OUTGO AND ENDING BALANCE</b>	\$ 20,325,582	\$ 21,882,139	\$ 15,553,513

## **SCHOLARSHIP AND LOAN TRUST FUND**

The Scholarship and Loan Trust Fund accounts for such gifts, donations, bequests, and devises (subject to donor restrictions) that are to be used for scholarships or for grants in aid and loans to students. The board of trustees established a separate bank account in December 2015 to account for the income and expenses pertaining to providing emergency loans to AHC student veterans.

**ALLAN HANCOCK JOINT COMMUNITY COLLEGE DISTRICT  
2023-2024 PROPOSED  
SCHOLARSHIP AND LOAN TRUST FUND**

Account Number	Description	2022-23 Revised Adopted	2022-23 Actual	2023-24 Proposed Budget
	<b>ADJUSTED NET BEGINNING BALANCE JULY 1</b>	\$ 8,708	\$ 8,708	\$ 8,708
	<b>INCOME</b>			
8820	Donations	1,000	-	1,000
8860	Interest	-	-	-
8980	Interfund Transfer	-	-	-
<b>TOTAL</b>	<b>INCOME</b>	<b>1,000</b>	<b>-</b>	<b>1,000</b>
<b>TOTAL</b>	<b>BEGINNING BALANCE AND INCOME</b>	<b>\$ 9,708</b>	<b>\$ 8,708</b>	<b>\$ 9,708</b>
	<b>EXPENDITURES</b>			
4000	Supplies & Other	-	-	-
5000	Operating Expenses & Services	-	-	-
<b>TOTAL</b>	<b>EXPENDITURES</b>	<b>-</b>	<b>-</b>	<b>-</b>
	<b>OTHER OUTGO</b>			
7000	Student Financial Aid	1,000	-	1,000
<b>TOTAL</b>	<b>OTHER OUTGO</b>	<b>1,000</b>	<b>-</b>	<b>1,000</b>
7900	Appropriation for Contingency	8,708	-	8,708
<b>TOTAL</b>	<b>EXPENDITURES AND OTHER OUTGO</b>	<b>9,708</b>	<b>-</b>	<b>9,708</b>
	NET ENDING BALANCE	-	8,708	-
<b>GRAND TOTAL</b>	<b>EXPENDITURES, OTHER OUTGO AND ENDING BALANCE</b>	<b>\$ 9,708</b>	<b>\$ 8,708</b>	<b>\$ 9,708</b>

## **DISTRICT TRUST FUND**

The District Trust Fund is used to account for income and expenditure of moneys held in a trustee capacity by the district for individuals, organizations or clubs.

**ALLAN HANCOCK JOINT COMMUNITY COLLEGE DISTRICT  
2023-2024 PROPOSED  
DISTRICT TRUST FUND**

Account Number	Description	2021-22 Actual Income & Expenditures	2022-23 Actual Income & Expenditures	2023-24 Proposed Budget
	<b>ADJUSTED NET BEGINNING BALANCE JULY 1</b>	\$ 1,134,088	\$ 5,210,375	\$ 5,356,583
	<b>INCOME</b>			
8820	Donations	16,590	17,691	17,750
8840	Sales	107,145	128,901	35,966
8850	Leases and Rentals	-	4,500	4,500
8860	Interest/Gain/Losses	(415,827)	242,878	385
88XX	Miscellaneous Income	2,305	4,839	1,680
8980	Interfund Transfers	4,547,028	(419,619)	-
TOTAL	<b>INCOME</b>	4,257,240	(20,810)	60,281
TOTAL	<b>BEGINNING BALANCE AND INCOME</b>	\$ 5,391,327	\$ 5,189,564	\$ 5,416,864
	<b>EXPENDITURES</b>			
1000	Certificated Salaries	932	14,193	9,900
2000	Classified Salaries	7,279	12,303	12,708
3000	Benefits	-	-	-
4000	Supplies & Materials	91,942	95,044	69,300
5000	Other Operating Exp & Svcs	21,533	46,122	48,957
6000	Capital Outlay	18,206	62,316	-
TOTAL	<b>EXPENDITURES</b>	139,894	229,978	140,865
7000	<b>OTHER OUTGO</b>			
7300	Interfund Transfers	-	(419,619)	-
7500	Scholarships	-	22,422	31,597
7600	Other Payments to/for Students	41,059	200	-
TOTAL	<b>OTHER OUTGO</b>	41,059	(396,996)	31,597
TOTAL	<b>EXPENDITURES AND OTHER OUTGO</b>	180,953	(167,018)	172,462
	NET ENDING BALANCE	5,210,375	5,356,583	5,244,401
GRAND TOTAL	<b>EXPENDITURES, OTHER OUTGO AND ENDING BALANCE</b>	\$ 5,391,327	\$ 5,189,564	\$ 5,416,864

## **STUDENT CLUBS AGENCY FUND**

The Student Clubs Agency Fund is used to account for assets held by the district as an agent for student clubs



**ALLAN HANCOCK JOINT COMMUNITY COLLEGE DISTRICT  
2023-2024 PROPOSED  
STUDENT CLUBS AGENCY FUND**

Account Number	Description	2021-22 Actual Income & Expenditures	2022-23 Actual Income & Expenditures	2023-24 Proposed Budget
	<b>ADJUSTED NET BEGINNING BALANCE JULY 1</b>	\$ 66,211	\$ 73,676	\$ 78,231
	<b>INCOME</b>			
8820	Donations	7,943	1,247	-
8840	Sales	20,720	55,598	-
8860	Interest	14	14	12
88XX	Miscellaneous Income	2,810	4,609	600
8980	Interfund Transfers	-	-	-
<b>TOTAL</b>	<b>INCOME</b>	<b>31,486</b>	<b>61,468</b>	<b>612</b>
<b>TOTAL</b>	<b>BEGINNING BALANCE AND INCOME</b>	<b>\$ 97,698</b>	<b>\$ 135,144</b>	<b>\$ 78,843</b>
	<b>EXPENDITURES</b>			
4000	Supplies & Materials	15,815	25,164	4,962
5000	Other Operating Exp & Svc	2,143	17,242	7,874
6000	Capital Outlay	-	-	-
<b>TOTAL</b>	<b>EXPENDITURES</b>	<b>17,958</b>	<b>42,406</b>	<b>12,836</b>
7000	<b>OTHER OUTGO</b>			
7300	Interfund Transfers	-	-	-
7500	Student Assistance	6,064	14,507	-
<b>TOTAL</b>	<b>OTHER OUTGO</b>	<b>6,064</b>	<b>14,507</b>	<b>-</b>
<b>TOTAL</b>	<b>EXPENDITURES AND OTHER OUTGO</b>	<b>24,022</b>	<b>56,913</b>	<b>12,836</b>
	NET ENDING BALANCE	73,676	78,231	66,007
<b>GRAND TOTAL</b>	<b>EXPENDITURES, OTHER OUTGO AND ENDING BALANCE</b>	<b>\$ 97,698</b>	<b>\$ 135,144</b>	<b>\$ 78,843</b>

## **FOUNDATION AGENCY FUND**

The Foundation is a separately incorporated non-profit corporation formed for the purposes of operating for the advancement of education, to promote and provide educational and recreational facilities, to receive gifts and bequests, and to expend money for the general welfare of the students and faculty.

**ALLAN HANCOCK JOINT COMMUNITY COLLEGE DISTRICT  
2023-2024 PROPOSED  
FOUNDATION AGENCY FUND**

Account Number	Description	2022-23 Revised Adopted	2022-23 Actual	2023-24 Proposed Budget
	<b>BEGINNING BALANCE JULY 1</b>	\$ 20,016,888	\$ 20,016,888	\$ 21,825,967
	<b>INCOME</b>			
	Contributions	840,000	1,155,272	1,159,825
	Sales and Commission	-	770	-
	Interest and Dividends	625,000	484,520	180,000
	Gain/Loss on Sale of investments	-	62,142	-
	Change in Asset Portfolio	-	1,483,677	-
	Royal/Other/Bad Debt Recovery	15,100	32,134	20,100
	Transfers in	1,459,186	2,547,174	1,614,509
TOTAL	<b>INCOME</b>	2,939,286	5,765,689	2,974,434
TOTAL	<b>BEGINNING BALANCE AND INCOME</b>	\$ 22,956,174	\$ 25,782,577	\$ 24,800,401
	<b>EXPENDITURES</b>			
2000	Salaries	263,662	255,049	279,390
3000	Employee Benefits	72,830	43,042	80,931
4000	Supplies and Materials	72,923	137,716	145,250
5000	Other Operating Exp. and Services	433,461	321,266	306,800
5XXX	District/College Support	230,000	274,508	200,000
5XXX	PCPA Support	96,066	90,474	75,000
6000	Capital Outlay	1,659	4,751	1,000
7000	Scholarships/Transfers Out/Other Outgo	1,768,685	2,829,805	1,886,063
TOTAL	<b>EXPENDITURES</b>	2,939,286	3,956,610	2,974,434
	Appropriation for Contingency	20,016,888	-	21,825,967
TOTAL	<b>EXPENDITURES AND CONTINGENCY</b>	22,956,174	3,956,610	24,800,401
	NET ENDING BALANCE	-	21,825,967	-
GRAND TOTAL	<b>EXPENDITURES, CONTINGENCY AND ENDING BALANCE</b>	\$ 22,956,174	\$ 25,782,577	\$ 24,800,401

**AHC VITICULTURE & ENOLOGY  
FOUNDATION AGENCY FUND**

The Allan Hancock College Viticulture & Enology Foundation is a separately incorporated non-profit corporation formed for the purposes of obtaining a bonded winery permit for commercial production of wine at a bonded winery operated as part of an instructional program in viticulture and enology.

**ALLAN HANCOCK JOINT COMMUNITY COLLEGE DISTRICT  
2023-2024 PROPOSED  
AHC VITICULTURE AND ENOLOGY FOUNDATION AGENCY FUND**

Account Number	Description	2022-23 Revised Adopted	2022-23 Actual	2023-24 Proposed Budget
	Beginning Balance	\$ 44,833	\$ 44,833	\$ 65,111
	Reserve for Inventory	114,089	114,089	98,820
	<b>NET BEGINNING BALANCE JULY 1</b>	<b>158,922</b>	<b>158,922</b>	<b>163,931</b>
	<b>REVENUE</b>			
	Contributed Gifts/Grants	5,020	13,840	-
	Non-Cash Contributions	21,269	24,671	19,980
	Single Tickets	-	4,495	-
	Other Local Revenue	176	176	-
	Intrafund Transfer-In	-	-	-
	<b>NET REVENUE</b>	<b>26,465</b>	<b>43,182</b>	<b>19,980</b>
	<b>WINE OPERATIONS</b>			
	Sales & Commissions	82,800	118,024	90,900
	Less: Returns & Allowances	-	-	-
	Less: Sales Discounts	(28,000)	(43,043)	(31,500)
	<b>NET SALES</b>	<b>54,800</b>	<b>74,981</b>	<b>59,400</b>
	Less: Cost of Goods Sold	(59,939)	(69,533)	(45,000)
	<b>GROSS PROFIT</b>	<b>(5,139)</b>	<b>5,448</b>	<b>14,400</b>
TOTAL	<b>REVENUE</b>	<b>21,326</b>	<b>48,630</b>	<b>34,380</b>
TOTAL	<b>BEGINNING BALANCE AND REVENUE</b>	<b>\$ 180,249</b>	<b>\$ 207,553</b>	<b>\$ 198,311</b>
	<b>EXPENDITURES</b>			
1000	Academic Salaries	-	-	-
2000	Classified Salaries	-	-	-
4000	Supplies and Materials	33,455	32,653	20,362
4523	Inventory Allocation Expense	(64,650)	(61,001)	(52,073)
5000	Other Operating Exp. and Services	69,209	70,869	63,585
6000	Capital Outlay	1,100	1,100	-
TOTAL	<b>EXPENDITURES</b>	<b>39,115</b>	<b>43,621</b>	<b>31,874</b>
	Reserve for Inventory	114,089	-	98,820
	Appropriation for Contingency	27,045	-	67,617
	<b>NET ENDING BALANCE</b>	<b>-</b>	<b>163,931</b>	<b>-</b>
TOTAL	<b>EXPENDITURES AND NET ENDING BALANCE</b>	<b>\$ 180,249</b>	<b>\$ 207,553</b>	<b>\$ 198,311</b>

## APPENDICES

- Budget Development Guiding Principles
- Planning and Resource Allocation
- Timeline for New Funding

## **BUDGET DEVELOPMENT GUIDING PRINCIPLES**

The allocation of resources shall accomplish the following goals:

- Support student enrollment, retention and success
  - Maintain high quality instruction and services
  - Meet the legal, contractual and accreditation obligations of the college
1. The college shall develop a plan for funding anticipated STRS and PERS scheduled increases through fiscal year 2023-2024. The plan should meet the new Chancellor's Office reporting requirements.
  2. The college shall balance its budget; ongoing expenses shall be supported by ongoing income. A general fund contingency, as established by the board of trustees, shall be maintained. One-time funds shall not be used to fund programs or activities on an ongoing basis.
  3. The faculty, staff and administrators are the college's greatest resource. If possible, lay-offs of faculty, staff and administrators will be avoided. In the event of funding shortfalls, positions that become vacant may not be filled, and reassignments may be necessary.
  4. In the event of one-time funding shortfalls or unanticipated expenses, reserves and/or one-time funds may be used to facilitate budget adjustments while expenses are reduced in the least disruptive manner. Use of reserves shall be short-term, and the reestablishment of the contingency reserve shall be a high priority.
  5. Cost effectiveness in all areas shall be a major factor in considering reduction/retention of programs and services rather than instituting across-the-board cuts.
  6. The college shall practice open communication and transparency while engaging in institutional planning and budget development.
  7. Meeting the college's FTES goal in a cost effective and strategic manner shall be a priority.
  8. College planning priority objectives will guide decision making on budget priorities.
  9. Fixed and mandated costs (e.g., utilities, liability and property insurance, salary schedule movement, and reserve requirements) shall be projected annually, and allocations will be made to meet these expenses.
  10. College budget development activities shall take total cost of ownership into consideration.

# Planning and Resource Allocation

---

## Integrated Planning

Integrated planning is the linking of vision, priorities, people, and the physical institution in a flexible system of evaluation, decision-making, and action that is dedicated to the improvement of institutional effectiveness. The planning processes shape and guide the institution over time during financial growth and decline. Allan Hancock College is committed to the spirit and practice of inclusive and comprehensive shared governance in college decision making. Integrated planning is an essential component in this endeavor as reflected throughout this document.

When Allan Hancock College developed the CCPD, it made a commitment to pursue a systematic approach to organizational planning to guide the decision-making processes of the campus. This systematic approach to the planning process includes the integration of all operational plans under the general direction of our Mission, Vision, and Values. In other words, the realization of our purpose as an educational institution is accomplished by the operational plans of the various units and departments throughout the campus.

Integrated planning is neither top-down nor bottom-up; it is an interactive process in which an institution, through its governance processes, thoughtfully uses its values and vision to set priorities and deploy its resources and energies to achieve institutional changes and improvements at various levels of the organization in response to current or anticipated conditions.

Along these same lines, improvements to integrated planning and decision making need to reflect upon the allocation of resources through institutional budgeting processes and the essential steps used to identify resources. Decision making often, if not always, has some implication for resources. Accreditation Standard I.B.9 requires the institution to ensure integration of planning and resource allocation:

*The institution engages in continuous, broad based, systematic evaluation and planning. The institution integrates program review, planning, and resource allocation into a comprehensive process that leads to accomplishment of its mission and improvement of institutional effectiveness and academic quality. Institutional planning addresses short- and long-range needs for educational programs and services and for human, physical, technology, and financial resources.*

## Identifying Priorities

Institutional priorities facilitate the allocation of resources to program and broader college needs identified throughout the year largely through program review and annual updates. A comprehensive college-wide list of top institutional priorities and outcomes is established each year before the prioritization process. The steps of prioritization are explained more fully in the narrative in Timeline for New Funding (see page 25).

In addition to the program review process, high impact initiatives are identified through council and committee efforts, such as the annual Student Success Summit. The college's annual planning retreat provides a platform for identifying institutional priorities, key activities, and resource needs to advance the college mission.



**Allocation of New Resources**

Resource allocation processes link new resource needs identified in program reviews, institutional innovations, and other educational initiatives to available resources. The integration of prioritization and resource allocation ensures that resources are used in their highest priority of need and are leveraged to fund as many needs as possible. Resources include all assets of the college, including facilities, equipment, supplies, and employees.

An effective resource allocation process is one that is transparent, forward looking, and inclusive. Integral to successful budgeting is rolling multi-year budgeting.

**Annual Timeline of Planning and Resource Allocation**

The annual process for planning and resource allocation can be seen as a two-part process. Part one is the prioritization of needs that includes input from program review, departments, deans, and vice presidents. Part two includes the integration of funds with the resource needs.

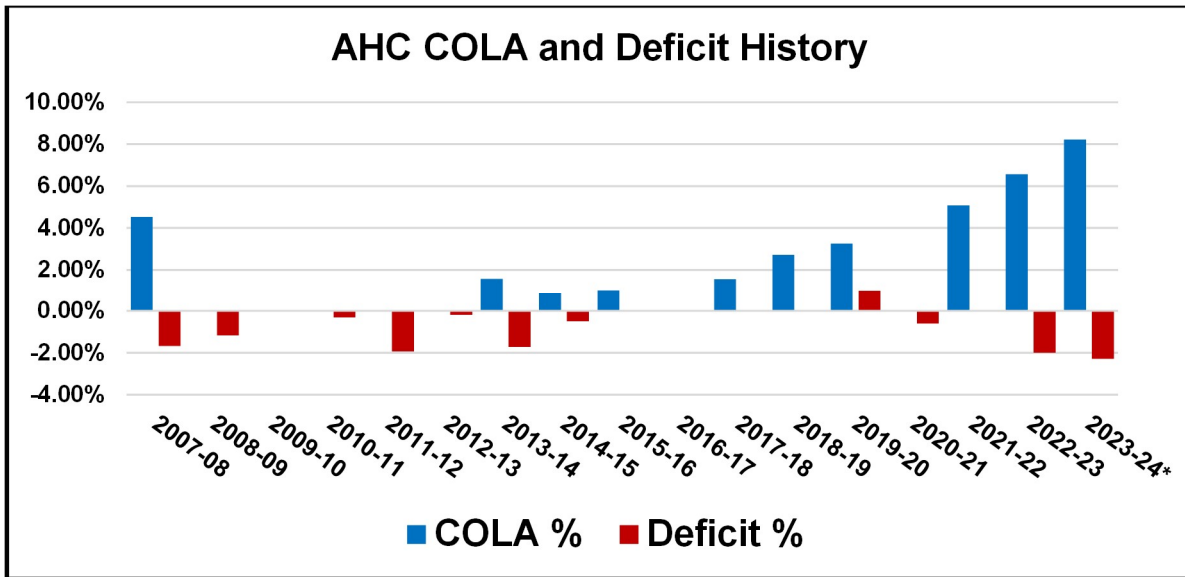
## Timeline for New Funding

<b>Part One</b>	
<b>Spring: Needs assessment</b>	
April	<ul style="list-style-type: none"> <li>Academic, Student Services, and Administrative programs complete Program Reviews and Annual Updates. All resources requests must include cost estimates.</li> </ul>
<b>Fall: Prioritization begins</b>	
June – August	<ul style="list-style-type: none"> <li>Resource Requests from completed Program Reviews and Annual Updates are compiled by the office of Institutional Effectiveness by category (faculty, staff, equipment, facility needs, supplies, etc.).</li> <li>All programs review list to ensure accuracy</li> </ul>
September – October	<ul style="list-style-type: none"> <li>Departments discuss department objectives, assess needs, and prioritize resource requests, including staffing, equipment and repair, technology, supplies, etc. Prioritized requests are forwarded to appropriate dean.</li> <li>Department chairs, deans/directors, and Academic Senate Exec prioritize all new resource requests.</li> <li>Three-year budget development begins in Budget Council.</li> </ul>
November – December	<ul style="list-style-type: none"> <li>Vice Presidents develop prioritized resource requests list from the department chairs, deans/directors, and Academic Senate. Vice Presidents forward to College Council for review and feedback.</li> </ul>
<b>Part Two</b>	
<b>Spring: Resource Integration</b>	
January	<ul style="list-style-type: none"> <li>Governor releases the state budget</li> <li>Timeline for resource and budgeting reviewed</li> </ul>
February	<ul style="list-style-type: none"> <li>Budget Council begins budget development for next year.</li> <li>Planning Retreat held; college goals and objectives prioritized. Institutional Effectiveness Council (IEC) forwards outcomes to College Council.</li> </ul>
March	<ul style="list-style-type: none"> <li>College Council prioritizes resources for next year's budget and forwards to Budget Council.</li> <li>Budget adjustment worksheets distributed.</li> </ul>
May	<ul style="list-style-type: none"> <li>College Council discusses and recommends prioritized resource requests and allocation for next year's budget. Vice Presidents share decision with deans and departments.</li> <li>Governor's May budget revised received.</li> <li>Budget Council recommends tentative budget to College Council.</li> <li>College Council establishes percentage split of next year's scheduled maintenance and instructional equipment allocation.</li> <li>Categorical funding (e.g. CTEA, BSI, Title V) linked to prioritized resource needs</li> </ul>
June	<ul style="list-style-type: none"> <li>College Council reviews tentative next year's budget, President recommends to the Board of Trustees.</li> <li>Board of Trustees adopts tentative budget.</li> </ul>
<b>Final Allocation</b>	
September	<ul style="list-style-type: none"> <li>President recommends final budget to the Board of Trustees.</li> <li>Board of Trustees adopts final budget.</li> </ul>
October – November	<ul style="list-style-type: none"> <li>College Council finalizes resource request allocations. Vice Presidents share decision with deans and departments.</li> <li>Funds for faculty, staff, equipment, and resources allocated:               <ul style="list-style-type: none"> <li>Begin faculty recruitment of new positions for next year (HR)</li> <li>Purchase equipment, supplies, etc.</li> </ul> </li> </ul>

## HISTORICAL INFORMATION

- COLA and Deficit History
- Full-Time Equivalent Students
- Appropriations Limit History
- Analysis of Income and Expenditures

## COLA AND DEFICIT HISTORY



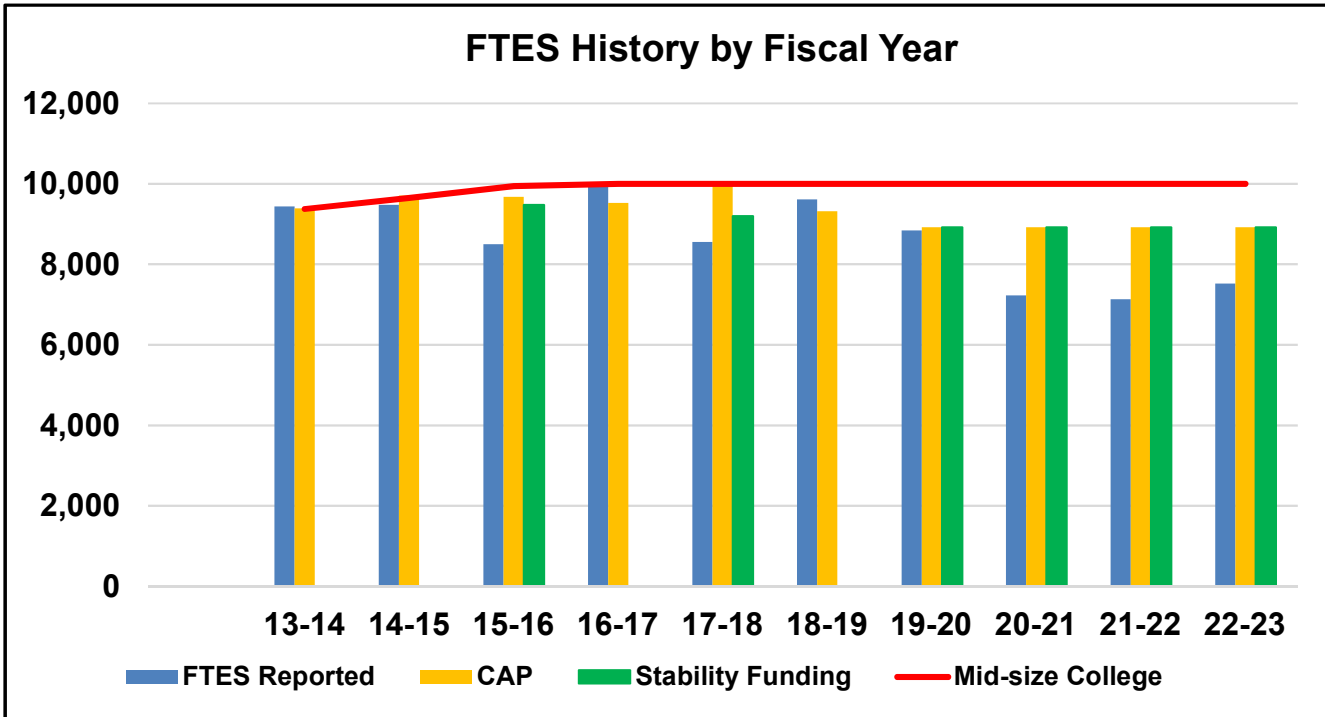
The graph and table indicate inflation adjustments provided by the state to the district for general apportionment purposes.

Fiscal Year	COLA %	Deficit %
2007-08	4.53%	-1.68%
2008-09	0.00%	-1.18%
2009-10	0.00%	0.00%
2010-11	0.00%	-0.32%
2011-12	0.00%	-1.94%
2012-13	0.00%	-0.19%
2013-14	1.57%	-1.72%
2014-15	0.85%	-0.50%
2015-16	1.02%	0.00%
2016-17	0.00%	0.00%
2017-18	1.56%	0.00%
2018-19	2.71%	0.00%
2019-20	3.26%	1.00%
2020-21	0.00%	-0.6068%
2021-22	5.07%	0.00%
2022-23	6.56%	-2.00%
2023-24*	8.22%	-2.2926%

\* estimated deficit

## FULLTIME EQUIVALENT STUDENTS COMPARISON OF ACTUAL TO FUNDED

One fulltime equivalent (FTE) student represents 525 class (contact) hours of student instruction/activity. The 525 hours equates to one student registered in 15 units for two semesters (30 units total).



Fiscal Year	13-14	14-15	15-16	16-17	17-18	18-19	19-20	20-21	21-22	22-23
FTES Reported	9,431	9,475	8,493	10,022	8,553	9,611	8,837	7,224	7,128	7,518
CAP	9,383	9,706	9,670	9,522	10,060	9,318	8,915	8,915	8,915	8,915
Stability Funding			9,475		9,200		8,915	8,915	8,915	8,915
Mid-size College	9,375	9,647	9,940	10,000	10,000	10,000	10,000	10,000	10,000	10,000

## APPROPRIATIONS LIMIT

Article XIII B of the State Constitution as approved by the voters in November 1979 requires the establishment of an Appropriations Limit on "Proceeds of Taxes" revenues for public agencies including school districts, beginning with fiscal year 1980-1981. Government Code 7910 places the responsibility for computing and adopting appropriations limits with the individual districts.

G.C. 7910 (Chapter 1205, Statutes of 1980)

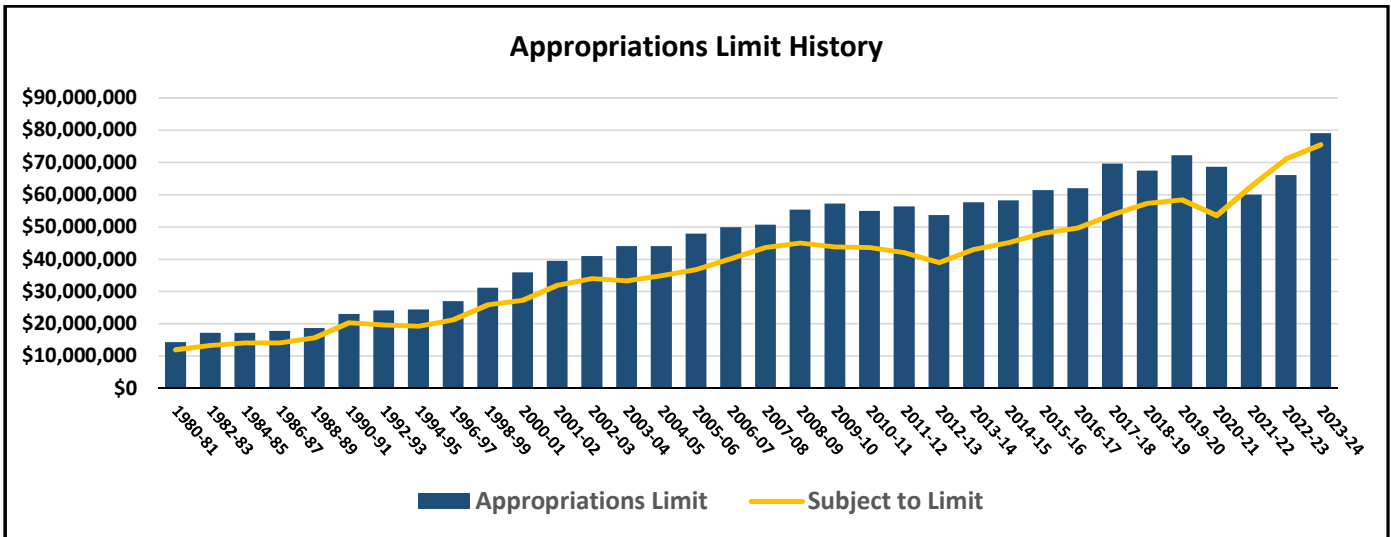
Each year the governing body of each local jurisdiction shall, by resolution, establish its appropriations limit for the following fiscal year pursuant to Article XIII B at a regularly scheduled meeting or noticed special meeting. Fifteen days prior to such meeting documentation used in the determination of the appropriations limit shall be available to the public. The determination of the appropriations limit is a legislative act.

Based on historical data from fiscal year 1978-1979, adjusted by an inflation factor provided by the state, the Allan Hancock Joint Community College District adopted an Appropriations Limit for fiscal year 1980-1981 in the amount of \$14,267,305. Annually the district adjusts the approved limit by changes in the inflation factors and the district's student population.

Once the Appropriations Limit has been adopted, the district must compare its appropriations, which are subject to limitation, to the established limit. Appropriations Subject to Limit are those monies which are proceeds of taxes. These monies include tax receipts, which are part of the beginning balance of the General Fund, State Apportionment income, tax receipts (state and local), receipts from the State Board Financial Assistance Program and interest that has been generated on these monies.

If *Proceeds of Taxes* subject to the Appropriations Limit will exceed the limit, disposition of excess revenues must be determined. The following options are available:

- a. Increase Appropriations Limit by adding excess revenues to the state limit, pursuant to Government Code section 7902.1. The Department of Finance must be notified within 45 days if this option is chosen.
- b. Return excess revenues in the following years in accordance with Government Code Section 7911.
- c. Declare an emergency to exceed the current limit to cover the excess revenues. If this option is taken, districts must make one-time reductions in one or more of the following three years' Appropriations Limits by the amount of the excess revenues.
- d. Appropriate or reappropriate excess revenues to expenditures exempt from the Appropriations Limit. These exempt expenditures are debt service, unfunded court and federal mandates, mandates effective in fiscal year 1978-1979 whose cost increases have been greater than inflation and FTES adjustments used in computing the Appropriations Limit increase and mandates effective since June 30, 1979.



The following information indicates Allan Hancock College adopted Appropriations Limits and those Appropriations Subject to Limit (Proceeds of Taxes) from fiscal year 1980-1981 to the current fiscal year 2023-2024.

Fiscal Year	Appropriations Limit	Subject to Limit
1980-81	\$14,267,305	\$11,922,863
1982-83	\$17,172,394	\$13,316,572
1984-85	\$17,117,286	\$14,054,293
1986-87	\$17,762,647	\$14,056,530
1988-89	\$18,656,519	\$15,673,755
1990-91	\$22,965,328	\$20,356,756
1992-93	\$24,046,951	\$19,650,262
1994-95	\$24,410,023	\$19,184,291
1996-97	\$27,002,091	\$21,179,699
1998-99	\$31,123,976	\$25,879,066
2000-01	\$35,928,661	\$27,307,202
2001-02	\$39,513,048	\$31,883,678
2002-03	\$40,961,793	\$33,991,000
2003-04	\$44,003,411	\$33,305,141
2004-05	\$44,034,213	\$34,862,287
2005-06	\$47,856,801	\$36,741,488
2006-07	\$49,906,161	\$40,179,256
2007-08	\$50,673,722	\$43,597,239
2008-09	\$55,331,463	\$45,064,115
2009-10	\$57,233,405	\$43,787,618
2010-11	\$54,976,449	\$43,661,705
2011-12	\$56,356,358	\$42,086,808
2012-13	\$53,662,159	\$38,986,518
2013-14	\$57,622,469	\$43,085,928
2014-15	\$58,237,306	\$45,084,084
2015-16	\$61,411,224	\$48,123,340
2016-17	\$61,965,345	\$49,670,923
2017-18	\$69,642,598	\$53,825,908
2018-19	\$67,447,821	\$57,303,206
2019-20	\$72,173,917	\$58,402,876
2020-21	\$68,622,179	\$53,536,550
2021-22	\$59,987,837	\$62,724,911
2022-23	\$66,097,937	\$71,105,815
2023-24	\$79,008,313	\$75,481,248

GENERAL FUND - UNRESTRICTED  
ANALYSIS OF INCOME AND EXPENDITURES  
FISCAL YEARS 2019 THROUGH 2024

Source of Income/Expenditure	2018-19	2019-20	2020-21	2021-22	2022-23	Budget 2023-24
Beginning Balance	12,300,517	14,843,331	15,904,827	18,925,704	22,599,154	27,913,927
Prior Year Adjustments	983		(2)			
Adjusted Beginning Balance	12,301,500	14,843,331	15,904,825	18,925,704	22,599,154	27,913,927
 <b>INCOME</b>						
Federal	35,563	48,774	34,719	46,708	28,663	34,200
State	44,946,116	44,722,756	44,382,097	48,499,772	54,156,962	60,247,339
Local	24,099,683	25,840,033	24,396,540	26,597,377	29,165,501	26,110,235
Transfers	554,500	534,142	380,373	9,320,040	208,717	0
<b>Total Income</b>	<b>69,635,862</b>	<b>71,145,705</b>	<b>69,193,728</b>	<b>84,463,898</b>	<b>83,559,843</b>	<b>86,391,774</b>
Change from Prior Yr	28.45%	12.13%	12.52%	37.35%	27.78%	24.06%
 <b>EXPENDITURES</b>						
<b>Academic Salaries</b>						
1100 Regular Teaching	9,404,684	9,581,737	9,309,307	9,492,212	10,417,725	11,544,338
1200 Regular Non-Teaching	5,547,300	5,953,455	6,051,523	6,323,665	6,516,353	6,804,144
1300 Other Teaching	8,211,858	8,058,023	7,023,118	8,591,709	8,451,902	9,964,647
1400 Other Non-Teaching	<u>904,889</u>	<u>889,892</u>	<u>819,449</u>	<u>1,051,016</u>	<u>1,086,470</u>	<u>1,362,349</u>
<b>Total Academic Salaries</b>	<b>24,068,731</b>	<b>24,483,107</b>	<b>23,203,396</b>	<b>25,458,603</b>	<b>26,472,450</b>	<b>29,675,479</b>
Change from Prior Yr	8.44%	5.81%	0.89%	10.70%	11.80%	23.29%
 <b>Classified Salaries</b>						
2100 Full Time	12,653,750	13,606,318	14,714,276	15,269,703	15,529,150	19,308,208
2200 Instr Aides, Full Time	1,038,009	1,106,434	1,137,644	1,061,797	1,006,165	1,484,088
2300 Student Help	1,152,265	986,111	426,867	872,414	1,071,899	664,577
2400 Instr Aides, Part Time	<u>521,706</u>	<u>518,775</u>	<u>535,060</u>	<u>487,562</u>	<u>601,998</u>	<u>681,759</u>
<b>Total Classified Salaries</b>	<b>15,365,731</b>	<b>16,217,638</b>	<b>16,813,847</b>	<b>17,691,476</b>	<b>18,209,213</b>	<b>22,138,632</b>
Change from Prior Yr	28.06%	27.57%	24.92%	31.44%	24.20%	44.08%
 <b>Personnel Benefits</b>						



GENERAL FUND - UNRESTRICTED  
ANALYSIS OF INCOME AND EXPENDITURES  
FISCAL YEARS 2019 THROUGH 2024

Source of Income/Expenditure	2018-19	2019-20	2020-21	2021-22	2022-23	Budget 2023-24
3100 STRS	4,354,134	5,291,622	4,485,937	5,100,932	5,645,135	5,583,809
3200 PERS	2,483,558	2,896,723	3,209,321	3,651,430	4,191,105	4,802,734
3300 OASDI	1,365,635	1,449,832	1,507,534	1,588,353	1,453,742	1,914,720
3400 H & W	3,912,215	3,674,782	3,654,684	3,573,489	3,859,516	5,586,543
3500 UI	53,871	50,075	16,990	19,615	208,832	64,908
3600 WC	323,046	291,609	295,715	308,909	354,964	397,454
3800 PARS	(212)	0	0	0	0	0
3900 Other	<u>16,418</u>	<u>18,012</u>	<u>19,918</u>	<u>19,476</u>	<u>21,450</u>	<u>32,825</u>
Total Personnel Benefits	12,508,665	13,672,654	13,190,099	14,262,205	15,734,745	18,382,992
Change from Prior Yr	31.56%	36.73%	14.73%	24.05%	30.20%	46.96%
<b>Books, Supplies, &amp; Materials</b>						
4300 Instructions Supplies	333,121	293,898	170,331	301,971	338,628	557,577
4500 Non-instructional Supplies	606,854	583,419	500,632	652,202	1,153,702	783,856
4600 Pupil Transportation Supplies	213,545	195,738	43,098	229,792	387,681	218,649
4700 Food Supplies	<u>18,934</u>	<u>17,041</u>	<u>26,555</u>	<u>20,971</u>	<u>43,288</u>	<u>27,062</u>
Total Books, Supplies, & Materials	1,172,454	1,090,096	740,616	1,204,935	1,923,299	1,587,143
Change from Prior Yr	-2.53%	-1.80%	-32.22%	10.28%	58.32%	35.37%
<b>Operating Expenses &amp; Services</b>						
5100 Contract for Personal Svcs	2,055,955	1,778,095	1,615,844	1,850,079	1,904,230	1,725,824
5200 Travel, Conf. & In-service Training	196,770	101,840	23,842	130,903	167,505	218,355
5300 Dues and memberships	505,781	380,578	516,157	449,021	756,042	918,159
5400 Insurance	348,699	422,010	356,967	500,365	531,894	621,078
5500 Utilities and Housekeeping Svc	1,725,583	1,735,470	1,685,937	2,192,394	2,515,510	2,574,742
5600 Rents, Leases and Repairs	1,717,315	1,574,995	1,622,737	1,949,959	1,656,745	1,726,233
5700 Legal, Elections and Audit Exp	512,228	351,411	371,026	279,996	241,816	462,094
5800 Other Services, Postage, Advertising	315,198	381,221	364,931	460,522	441,283	551,875
5900 Indirect Charges	<u>(229,839)</u>	<u>(244,897)</u>	<u>(28,800)</u>	<u>(208,609)</u>	<u>(323,184)</u>	<u>(150,000)</u>
Total Operating Expenses & Services	7,147,690	6,480,722	6,528,643	7,604,630	7,891,841	8,648,360
Change from Prior Yr	24.04%	10.31%	-9.28%	5.67%	4.04%	21.00%
<b>Capital Outlay</b>						
6100 Sites and Improvements	25,765	53,011	26,533	55,330	96,510	33,467

GENERAL FUND - UNRESTRICTED  
ANALYSIS OF INCOME AND EXPENDITURES  
FISCAL YEARS 2019 THROUGH 2024

Source of Income/Expenditure	2018-19	2019-20	2020-21	2021-22	2022-23	Budget 2023-24
6200 Buildings & improvement	50,851	56,975	29,187	82,248	104,530	53,820
6300 Books & Media for Libraries	78,298	74,207	76,244	71,196	69,385	79,619
6400 Equipment	952,378	1,080,134	802,396	1,413,568	604,407	388,833
6500 Lease Purchase	<u>0</u>	<u>0</u>	<u>0</u>	<u>0</u>	<u>0</u>	<u>0</u>
Total Capital Outlay	1,107,292	1,264,326	934,360	1,622,343	874,832	555,739
Change from Prior Yr	463.49%	86.41%	-15.19%	47.25%	-34.66%	-49.81%
Sub Total Expenditures	61,370,563	63,208,543	61,410,962	67,844,192	71,106,379	80,988,345
Change from Prior Yr	20.66%	18.11%	7.09%	18.31%	17.41%	31.97%
<b>Other Outgo</b>						
7100 Debt Retirement						
7300 Interfund Transfer	5,581,904	6,048,745	4,626,539	12,814,529	7,065,929	5,044,426
7200 Intrafund Transfer	71,100	680,604	92,100	71,100	71,100	71,900
7500 Other (Student Financial Aid)	<u>70,464</u>	<u>146,317</u>	<u>43,248</u>	<u>60,626</u>	<u>1,662</u>	<u>135,000</u>
Total Other Outgo	5,723,468	6,875,666	4,761,887	12,946,256	7,138,691	5,251,326
Change from Prior Yr	86.92%	-2.14%	113.02%	479.14%	127.31%	-8.25%
Total Expenditures	67,094,031	70,084,209	66,172,849	80,790,448	78,245,070	86,239,671
Change from Prior Yr	24.42%	15.76%	11.06%	35.60%	22.83%	28.54%
Source of Income/Expenditure						
Total Income	69,635,862	71,145,705	69,193,728	84,463,898	83,559,843	86,391,774
Total Expenditures	<u>67,094,031</u>	<u>70,084,209</u>	<u>66,172,849</u>	<u>80,790,448</u>	<u>78,245,070</u>	<u>86,239,671</u>
Surplus/(Deficit)	2,541,831	1,061,496	3,020,879	3,673,450	5,314,773	152,103
<b>Ending Balance</b>	14,843,331	15,904,827	18,925,704	22,599,154	27,913,927	28,066,030
Restricted	4,476,862	5,613,209	5,844,310	5,763,634	3,103,045	3,253,744
Unrestricted	10,366,469	10,291,618	13,081,394	16,835,520	24,810,882	24,812,286

