



DATA SIZZLE

Data is the new bacon!

FEB 2025
VOLUME 6

Institutional Effectiveness Newsletter



In this issue:

Spring Enrollment Trends

Concurrent Enrollment

Priority Registration Dashboard

Team Spotlight

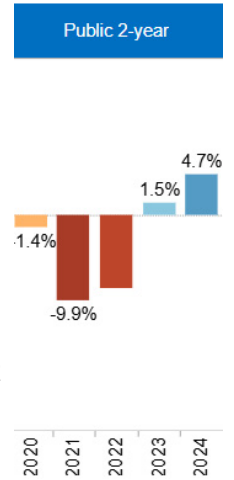
Reminders



Spring Enrollment Trends

Comparing AHC to data published by the National Student Clearinghouse in May 2024 (graph on right), spring term enrollment percentage changes at the college have been similar to public 2-year colleges nationally over the last 4 years. A sharp drop in enrollments due to the pandemic in 2020 and 2021 has been followed by modest increases year over year. The good news is AHC showed spring enrollment growth for a third straight year in 2025 (table below).

Spring Term % change



Spring enrollment has been a rollercoaster throughout the registration period. The bad news was, as the new year turned over, spring 2025 enrollment was down 1.5% compared to the same time in spring 2024. But, after the first week of classes, credit enrollments for spring 2025 were ahead compared to spring 2024. This trend continued through census and will hopefully further increase as we go through the term and account for more concurrent enrollment students at the local high schools.

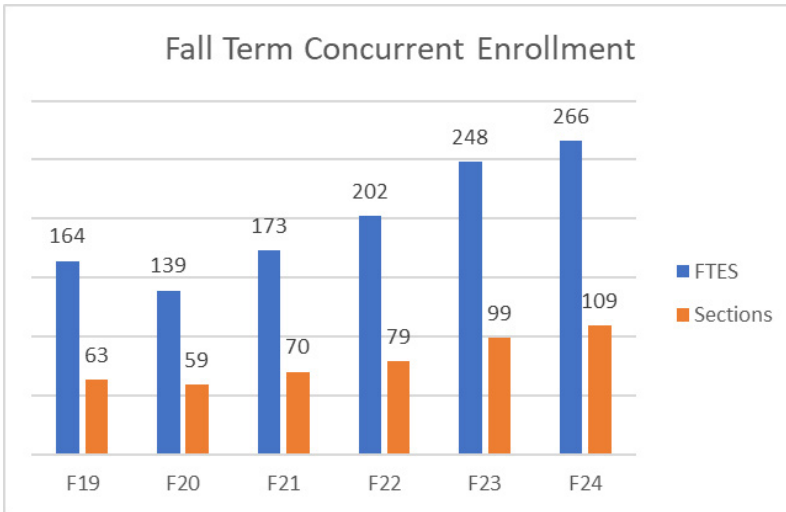
Term	Credit Enrollment at Census	% change from previous year
Spring 2020	26,205	
Spring 2021	21,841	-17%
Spring 2022	20,234	-7%
Spring 2023	22,016	+9%
Spring 2024	22,850	+4%
Spring 2025	23,128	+1%

Enrollments: The number of “seats” filled at the institution. Each course enrollment is counted separately. Enrollment is considered a duplicated value because students can be counted more than once.

Concurrent Enrollment

For over seven years the continuous growth in concurrent enrollment has powered AHC to new enrollment highs (2019), sustained the college through the pandemic induced downturn (2020-2022), and has established itself as one of the largest single student groups at the college. And while every category of enrollment declined during the pandemic, concurrent enrollment rebounded stronger and faster than any other group.

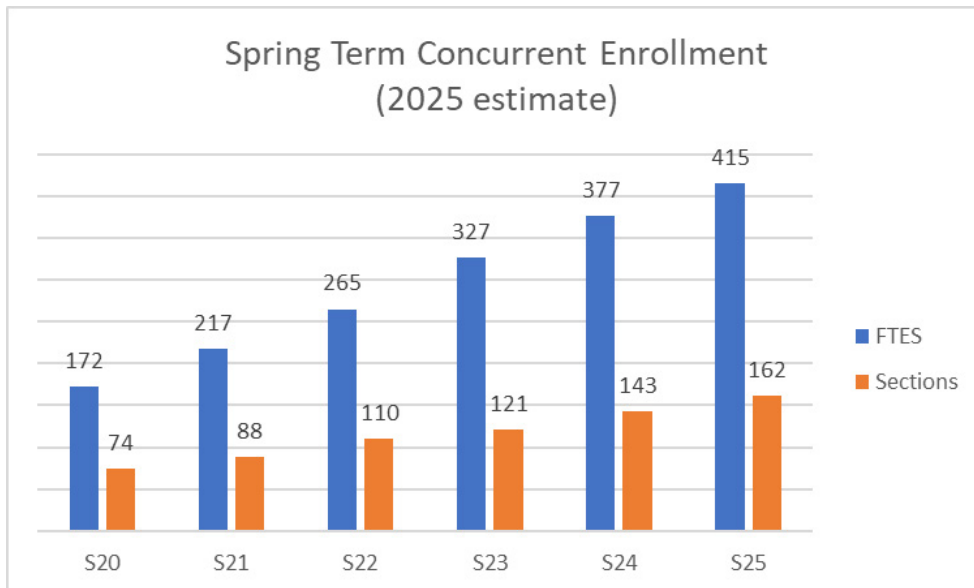
Looking at the concurrent enrollment graph below the percent change in FTES from fall 2023 to fall 2024 is the lowest since the pandemic. This could be an early indicator that concurrent enrollment growth in fall terms is slowing down or possibly hitting a peak. The IE office will keep an eye on this development moving forward.



FTES: “Full time equivalent students.” Each FTES equals 525 contact hours, whether taken by one or several students. So total FTES for a district or department equals all contact hours divided by 525.

Comparing the two graphs on this page highlights how spring terms have historically been larger for concurrent enrollments. The graph below also highlights how spring terms were never involved in a pandemic decline and actually grew in spring 2021 - one of the hardest hit terms for AHC. Actual concurrent enrollment data for spring 2025 is not currently available so the graph below uses an estimate.

Overall, concurrent enrollment is incredibly important to AHC. While the most recent fall term data is hinting at a future enrollment ceiling it hasn't been manifested yet. Until that happens this student group will continue to be one of the most important for college growth.



For current registration data, check out the [Registration Report](#) which is updated weekly.

Priority Registration Dashboard

One of the most important pieces of every new term is all the time and effort AHC puts into the priority registration process. This multiweek period at the beginning of every registration window is when students from various student groups can register for classes before open registration begins. Happening two times a year, current priority registration happens in April for the upcoming summer/fall term and November for the upcoming winter/spring terms. For more technical details on [priority registration visit this part of the AHC website.](#)

But what happens to the students that are eligible for priority registration? Do they actually utilize priority registration and sign up for classes early? Or do they just sign up later after open registration begins? Are there some priority registration groups that utilize it more than others? All these questions and more can be answered by the new priority registration dashboard! The link to the dashboard can be found in the same area as the current registration data on the IE website or by following this link.



COLLEGE & PROGRAM DATA

- [Awards & Transfer](#)
- [Enrollment & Headcount](#)
- [Success & Retention](#)
- [SLO Data Academic Affairs](#)
- [SLO Data Student Services](#)



REGISTRATION DATA

Weekly/daily reports on student registration comparison term to term. Students who utilize priority registration.

- [Weekly Reg Report](#)
- [Priority Registration](#)

The dashboard data below shows spring 2025 credit headcount, the students that were eligible for some kind of priority registration, and how many students utilized it. One of the most interesting things to note is over 50% of the spring 2025 credit students were eligible for priority registration and yet of those students only 32% signed up for courses on the first day they were eligible (group utilize) and another 21% signed up for courses after the first day they could but before open registration. Overall, for spring 2025, only 53% of the eligible students used priority registration.

Due to database limitations these data are not available prior to the 24-25 academic year but will be collected every academic year going forward. It will be interesting to see if the utilization rate of priority registration for eligible students continues to be this low going forward.

Detailed data definitions can be found on the dashboard along with filters for each priority registration groups. If you have any questions about the dashboard please contact Armando Cortez.

Credit Headcount Priority Registration Spring 2025

Priority Group: All
Data as of 2/4/2025

- Term
- Summer 2024
 - Fall 2024
 - Winter 2025
 - Spring 2025

Priority Group
(All)

	Grand Total		Used First Day Eligible		Used Before Open Reg		Open Reg	
	Headcount	% of Headcount	Headcount	% of Headcount	Headcount	% of Headcount	Headcount	% of Headcount
PriReg Eligible	5,192	100%	1,645	32%	1,105	21%	2,442	47%
NOT PriReg Eligible	4,993	100%			222	4%	4,771	96%
Grand Total	10,185	100%	1,645	16%	1,327	13%	7,213	71%

Team Spotlight - Armando Cortez

As the longest resident of the IE office I've been around for lots of changes (3 bosses, 2 college presidents, and 2 office names). However, through it all the one constant has been the data. When you love what you do it doesn't feel like work is a great way to describe my time at AHC.

I grew up just north of Sacramento, bouncing from Oregon after high school back to Sacramento to graduate from Sac State. It was the classic eight years to get a 4-year degree. After graduation I moved to Fresno for a few years working for a grant funded offshoot of CSU Fresno called CVHPI. Working with hospital and health data was fascinating work but it wasn't very fulfilling. I wanted to have a more direct impact on my surroundings. When I met my wife, who lived on the central coast, I was given the option to stay in Fresno or move and I made the only possible choice. Eventually I made my way to AHC in a wild end to 2011 - I got married, started at AHC, and bought a house in the span of three months to end the year.

At home it's just my wife and I and our 150lb Great Pyrenees. In my free time I like to tinker and build things, play video games, and generally enjoy anything to do with electronics. Recently my wife and I jumped headfirst into the world of Legos. Combined we built about 50 sets last year (displayed all over the house) with another 40+ sets waiting to be built.

And yes, that picture proves I'm taller than any of the ST:TNG cast!



armando.cortez@hancockcollege.edu
(805) 922-6966 ext. 3754

Reminders

STRATEGIC PRIORITIES



Three leading indicators were selected at the 2023 planning retreat as college priorities to focus on for 2023-2026 along with respective strategies for goal achievement:

Completion of Comprehensive SEP in the First Year

- SEP Technology Improvement
- Embedded and Expanded Services

Units Earned in First Semester

- Professional Development
- Strategic Enrollment Management
- Persistence Assistance (early alert)

Completion of Transfer-Level English & Math in First Year

- First Year Experience Program
- High School Partnership
- Embedded and Expanded Services

PLANNING RETREAT

The 2025 Planning Retreat is scheduled to take place on **March 7, 2025**.

Representatives from all constituency groups will meet to discuss feedback from the All Staff Day activity that focused on the CCPD and to review progress on the three AHC strategic priorities (see left). Outcomes from the planning retreat will be highlighted in a future issue of Data Sizzle.

Helpful links:

[Quick Facts](#)

[IE Office](#)

[Institutional Data](#)

[Surveys](#)

[Learning Outcomes](#)

[Research Request](#)

[Program Review](#)

The IE office is now using TeamDynamix to track research and data requests. Be sure to utilize [this form](#) to request assistance from the IE office.